


Pre-Departure & Arrival Information Booklet
English Language Centre Study Tour Students



Welcome





Message from the Vice-Chancellor

Established in 1874, this University has an association with five Nobel Laureates, produced 100 Rhodes scholars and has high calibre graduates in senior positions all over the world.

Adelaide is a great place to study and a wonderful place to visit. South Australia has a thriving, culturally diverse and inclusive society. The people of Adelaide are warm and friendly. The quality of education is complemented by the affordable cost of living in a city that is well resourced, yet with a pace of life that is relaxed and dignified.

You will never be alone at the University of Adelaide. From the moment you arrive, there are support structures in place to make you feel welcome and settle in easily. We have a large population of international students from all over the world. The University of Adelaide's programs and staff are of a high quality, and our facilities are designed to make studying as easy as possible.

On behalf of the University, and of the people of Adelaide, I welcome you to our city.

A handwritten signature in black ink that reads 'James A. McWha'.

Professor James A. McWha
Vice-Chancellor

ABOUT THIS BOOKLET This booklet provides you with information about the University of Adelaide's English Language Centre.



Contents

1. Before You Depart for Adelaide

Practical tips to help you plan for the journey ahead.

1.1	Important Documents You Will Need	4
1.2	Visas & Health Insurance	4
1.3	Items to Bring with You	4
1.4	Money Matters	4
1.5	Travelling to Adelaide	4
	<i>Travelling Tips</i>	4
	<i>Australian Quarantine Regulations</i>	5

2. Living and Studying in Adelaide

What to expect when you arrive to begin your studies.

2.1	Welcome and Orientation	7
2.2	Home-stay Accommodation	7
	<i>Tips on Homestay</i>	7
	<i>About our Homestay Families</i>	8
2.3	English Language Centre Services	8
	<i>Orientation</i>	8
	<i>Certificate Presentation & Celebration</i>	9
	<i>Library</i>	9
2.4	Studying at University	9
2.5	University Campuses	9
2.6	Departing Adelaide	9
2.7	Maps	10



Useful Contacts

The English Language Centre

The University of Adelaide,
SA 5005 Australia

Phone: +61 8 8303 4777

Fax: +61 8 8303 4411

Email: elc@adelaide.edu.au

Web: www.adelaide.edu.au/elc

Street Address:


Level 9, 115 Grenfell Street, Adelaide

The University of Adelaide website:

www.adelaide.edu.au

DIMA website:

www.immi.gov.au/





Before You Depart for Adelaide

For many students this will be your first opportunity to visit another country. You may feel excited, nervous and unsure of what to expect - this is normal! You can make the transition from home to Adelaide easier by preparing yourself. This section provides some of the key information you will need to make a successful transition.



1.1 Important Documents You Will Need

- A valid passport.
- Valid visa (if required).
- Return Air Tickets.
- **Copies of Important Documents** Bring photocopies of your passport and visa details, as well as a record of your traveller's cheques, bank drafts, credit card numbers and any return air tickets. Keep these separate from the originals.

1.2 Visas and Health Insurance

Students from most countries will need a valid visa to enter Australia. This may be a Visitor Visa, Tourist Visa or a Student Visa. The Study Tour Coordinator of your own University will most likely arrange this for you. For more information on visas visit the DIMA website: <http://www.immi.gov.au/index.htm>

Students will also need appropriate travel and/or health insurance for the duration of their stay. The Study Tour Coordinator of your own University will most likely arrange this for you.

1.3 Items to Bring with You

Clothes

Australians tend to dress casually in most situations. Bring a range of informal summer clothes such as t-shirts, shorts, a bathing suit and lightweight trousers or skirts and warmer clothes for winter, including jeans, jumpers/ sweaters and a winter coat. You may also like to bring a suit or dress for formal occasions. Keep in mind that you can buy clothes in Adelaide, from cheap functional wear to more costly designer garments.

Shoes

Personal preference will dictate what shoes you pack, but you'll be well prepared if you bring sports shoes, walking shoes, sandals and dress shoes.

Personal Items

Toiletries, calculator, alarm clock, camera, dictionary, suntan lotion, hat and umbrella.

Medical

Bring necessary medications with you, and if you wear spectacles or contact lenses, bring a spare pair and a current optical prescription with you (if required).

Other tips

- Dental services can be expensive in Australia, so have your teeth checked and any necessary dental work completed before you leave home.
- The standard voltage for electrical appliances in Australia is 240 volts. Electric plugs have three flat pins. You can buy adaptors in Adelaide.

1.4 Money Matters

Bring sufficient money to cover personal items, entertainment and general spending on souvenirs and gifts. It is important to note that local money exchanges may not be available at the Adelaide airport if arriving over the weekend or early morning.



International credit cards such as Master Card, Visa, American Express and Diners Club can all be used in Adelaide, at convenient ATM locations close to the University. BankSA is located within the University campus. Banks are closed after 4.00pm Monday to Thursday, after 5.00pm on Friday and all day on Saturday and Sunday. If you do not have any Australian currency, remember to change some traveller's cheques/foreign currency at the airport on arrival.

1.5 Travelling to Adelaide

Travelling Tips

- Check with your airline about baggage limits.
- Wear comfortable clothes and shoes on the aircraft.
- Be able to carry your own luggage. There are no porters in Australian airports, and University staff cannot assist you with your luggage. Trolleys are available free in international airports and for a small fee in domestic airports.
- Do not carry parcels for strangers or leave your bags unattended. If you are asked to bring something for a friend or relative, personally examine the contents. Clearly label all of your luggage.
- If you bring more than AUD \$10000 cash into Australia you will have to declare the

amount to Customs on arrival.

- You will be required to complete an Incoming Passenger Card, which is issued to all passengers on the aircraft before arrival. You must declare any prohibited items listed on the Customs Form. Severe penalties may apply for false declarations.
- Address and contact details of your homestay accommodation and the English Language Centre.

Australian Quarantine Regulations

Australia's quarantine laws are very strict and many food items, plants, animal products and some medicines may not be brought into Australia. These items can carry pests and diseases harmful to our unique environment and agricultural industries.

Before landing in Australia airline staff will give you an Incoming Passenger Card. It is very important that you take some time to carefully read it. You must declare all foods, plants and animal products when you arrive in Australia.

This includes tea, coffee, milk products, herbs, spices, dried fruits, confectionary and anything made from wood, cane, rattan or animal products like raw hide and feathers.

All travellers entering Australia who do not declare quarantine risk items now face an on-the-spot fine of up to \$220. This could happen as a



result of failing to declare something as small as a piece of fruit. All luggage is screened by quarantine officials on arrival in Australia.

These restrictions also apply to items being mailed to Australia, so while staying in Australia you should let your friends and family overseas know about Australia's quarantine rules.

If you are unsure about what goods are permitted to take or mail into Australia visit www.aqis.gov.au/language where you can download the 'What can't I take into Australia?' and 'What can't be mailed to Australia?' brochures. They are available in 20 languages including Arabic, Chinese, German, Hindi, Indonesian, Japanese, Korean and Spanish.



South Australia @ A Glance



Area: 984,377 square kilometres



Capital: Adelaide



Airport: The new Adelaide Airport was opened in 2005 and is located 7kms from the city centre.



Coastline: 3,700 kilometres (with 100 islands)



Population: Statewide 1.5 million, Adelaide 1.2 million.



Climate: Adelaide has a temperate climate, with an average daily maximum of 28°C in summer (Dec-Feb), and 16°C in winter (June-Aug).



Economy: South Australia has a broad base of thriving industries, including agriculture, wine, communication technology, automotive production, defence, biosciences, tourism and the arts.



Useful websites: www.studyadelaide.com,
www.southaustralia.com





Living and Studying in Adelaide

2.1 The City of Adelaide

Adelaide is a multicultural city with a population of over 1.2 million people made up of over 100 different ethnic communities. Many of these communities proudly maintain links with their culture. The city combines interest, creativity and liveliness with a safe and clean environment.

South Australians lead a relaxed but exciting lifestyle, in a state with a rich history, and a particular love of fine wine and food.

Most international students rely on public transport to get around. If you choose accommodation in the suburbs away from the city centre you might expect to travel by public transport for between 10 to 40 minutes to reach campus. Information relating to public transport routes, timetables and prices for tickets is provided on arrival.

The following website will also give you access to comprehensive information about public transport in Adelaide:
www.adelaidemetro.com.au/index

2.2 Homestay Accommodation

Homestay allows students and hosts to share and exchange experiences. By participating in homestay students have the chance to join in

the daily life and customs of Australians, as part of a modern, dynamic culture.

The homestay experience enables students to live in a family environment, complete with your own bedroom and shared bathroom. Students may participate in various activities with their hosts, such as outings, sports, hobbies, dining out, shopping and most importantly, learning English in everyday settings.

After such a long flight it is great to know that on arrival at the airport your host family will meet you, and take you to their home. You may have had the opportunity to email one another and exchange photographs in advance of arrival, so meeting one another will be a joyous occasion. Greet your host family, introduce yourself, and ask what they wish to be called. Try to express yourself in English as much as possible.

About Our Homestay Families

Like most modern societies, Australian households vary. A homestay family does not necessarily mean a two-parent family with children. Families may be single individuals, married couples, single parents with children, couples or partners with or without children. Backgrounds vary greatly. Typically families have an interest in sharing their own culture, and are eager to learn about others.

The English Language Centre (ELC) host families live in locations that are easily accessible by

The University of Adelaide at a Glance

- Founded in 1874; the third-oldest University in Australia.
- Member of the 'Group of Eight' - Australia's leading research intensive universities.
- Ranked among the world's top 100 universities in 2005 (Times Higher Education Supplement).
- Associated with five Nobel prize winners and nearly 100 Rhodes Scholars.
- Over 19,000 students, including nearly 4000 international students.
- More than 120 undergraduate and 200 postgraduate programs.



public transportation. Host families have been carefully selected and are able to provide a safe, healthy and suitable environment for an international student.

New host families are interviewed and their homes personally visited by the Homestay Co-ordinator to assess interest, friendliness, and concern for the growth and development of the student. The emphasis is on a home that provides the student with comfortable

surroundings and a place for practising and developing English language skills.

The ELC continually works hard to ensure that international students are placed with families best matching the needs of each student with consideration given to preferred family type, dietary requirements, pets, children and student interests.





- Get involved, and ask if you can help with the household tasks - setting the table, making meals, doing dishes and tidying the kitchen. Ask where foods and plates are kept, so that you become responsible for making your own breakfast, and lunch (sandwich or salad).
- Attempt to speak English, even if you make mistakes. If you cannot say the words, write them down and show your host family. This will give them an opportunity to help you learn, and they will happily oblige and assist your understanding of English language.
- Be polite, happy and helpful, and you will find the home stay family to be of the same mind. A smiling student is far more appreciated than a solemn, sad one.
- Do not hide away in your bedroom. Watch TV (even if you do not understand the words), ask questions of your host family, enjoy a walk, (along the local streets, or in the garden). It does not get dark till 8pm over the months of February and March, so there's lots of time to explore the great outdoors.
- Your safety and security, is important. Communicate with your host family if you are intending to arrive home late. If unexpected plans occur, call them by phone. Ensure you carry information of your home stay address, bus details, and phone contact numbers for your host family. Adelaide is

Tips on Homestay

- Commit to being involved with your host family as much as possible.
- Water in Australia is a precious commodity, so showers and baths should be limited to 10 - 15 minutes maximum.
- Electricity is costly, so students need to turn off lights, fans, and air-conditioning when not required.
- Ensure that you ask the host parent to wake you early, to allow enough time to prepare and eat breakfast, make lunch and to catch the bus or train to the University.

considered a safe city but sometimes theft and the unexpected occur. Always keep your bag with you, and carry money in a wallet or purse, contained in a back-pack or shoulder bag at all times. Never leave bags unattended, anywhere. Ensure your possessions are not left on trains, buses, or in classrooms during your stay in Adelaide. If any loss does occur, notify your host family, teacher or coordinator immediately.

2.3 Welcome & Orientation

We are proud of our safe, accessible city. The English Language Centre provides services to ensure that newly arrived students enjoy a smooth transition into their surrounds and environment.

Upon arrival students are met at the airport and taken to their accommodation, and receive a guided tour of the city. Comprehensive orientation sessions help students settle into life and study as quickly as possible.

2.4 English Language Centre Support Services

Our helpful staff are happy to assist with any questions, from accommodation to study concerns, with on-going support from teachers and administrative staff.

◆ Kennosuke Yamamura Osaka, Japan

Ken attended a four week English Language Program and Culture Study Tour at the University of Adelaide English Language Centre.

“ The English Language lessons were enjoyable as we used our experiences in Adelaide to learn. My English improved a lot. I am planning to come to Adelaide to do further study at University ... it is a very nice city to live. ”



Certificate Presentation and Celebration

On successful completion of an ELC program, students are presented with a University of Adelaide English Language Centre Certificate of Completion.

2.5 Studying at the English Language Centre

The teaching methodology of the English Language Centre encourages the active participation of students. Programs are task based with a strong communicative approach. Within a supportive learning environment, students are encouraged to ask and respond to questions, and participate in discussions. As students use spoken and written English to gather, understand and convey information, their language skills are developed. Their confidence grows to communicate in English with others for work and academic purposes.

2.6 University Campuses

The University of Adelaide has four campuses:

- North Terrace
- Waite
- Roseworthy, and
- Thebarton.

The **North Terrace** campus, set in the cultural heart of Adelaide, is the University's main campus where most academic programs are taught. Agricultural-related programs are conducted at the **Waite** campus, which encompasses the largest agricultural research complex in the Southern Hemisphere; or the **Roseworthy** campus, a rural campus renowned for excellence in dry land agriculture and animal production. The **Thebarton** campus is one of the premier university-owned technology research parks in Australia. Within its business incubator, graduates have the chance to develop their skills with some of the country's most innovative companies.

More information about each campus is available at: www.adelaide.edu.au/campuses

2.7 Departing Adelaide

- Your host family will farewell you at the airport on your last day in Adelaide.
- Ensure that your passport, and air tickets are easily accessible for check-in and departure.
- Be aware of baggage limits on international flights leaving Australia. Goods such as wine should be carefully packaged in your hand luggage to avoid breakage during transit.

clockwise from top left: North Terrace, Waite, Roseworthy and Thebarton



2.7 Maps



● Australia

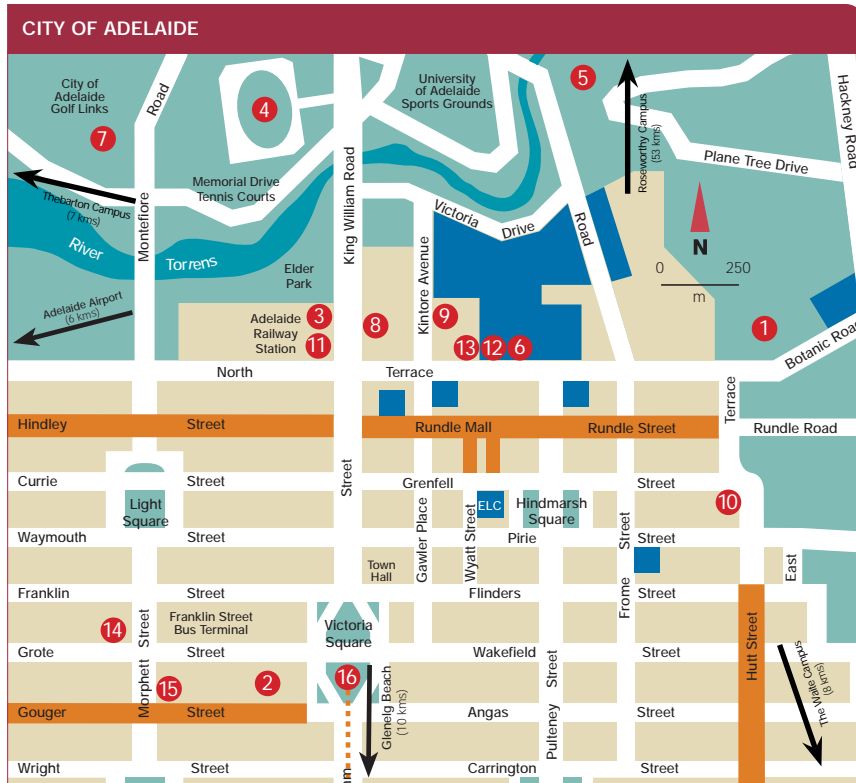
● South Australia



● Adelaide



City of Adelaide



* Map not to scale

LEGEND

University of Adelaide City Properties

English Language Centre Level 9, 115 Grenfell St.

Restaurant and Shopping Precincts

MAJOR ATTRACTIONS

- | | |
|----------------------------------|--|
| 1 Adelaide Botanic Garden | 10 National Aboriginal Cultural Institute - Tandanya |
| 2 Adelaide Central Market | 11 Parliament House |
| 3 Adelaide Festival Centre | 12 South Australian Museum |
| 4 Adelaide Oval | 13 State Library of South Australia |
| 5 Adelaide Zoo | 14 The Village |
| 6 Art Gallery of South Australia | 15 CITI Townhouses |
| 7 City of Adelaide Golf Links | 16 Tram to Glenelg |
| 8 Government House | |
| 9 Migration Museum | |



ELC English Language Centre



1 Adelaide Botanic Gardens



5 Adelaide Zoo



Rundle Mall - Shopping Precinct



2 The River Torrens



6 12 13 North Terrace Cultural Precinct Incl. Museum, Art Gallery, State Library



Rundle Street - Cafes & Restaurants



3 Central Markets



16 Tram to Glenelg Beach



► Disclaimer

Although all care was taken in compiling this document, no responsibility is accepted by the publisher, editor or printer for the accuracy of information contained in this publication and the editors, publishers and printers expressly disclaim all and any liability to any person in respect to anything and of the consequences of anything done or omitted to be done by any such person in reliance, whether whole or partial upon the whole or any part of the content of this publication.

Published November 2006 © The University of Adelaide
CRICOS Provider Number 00123M