

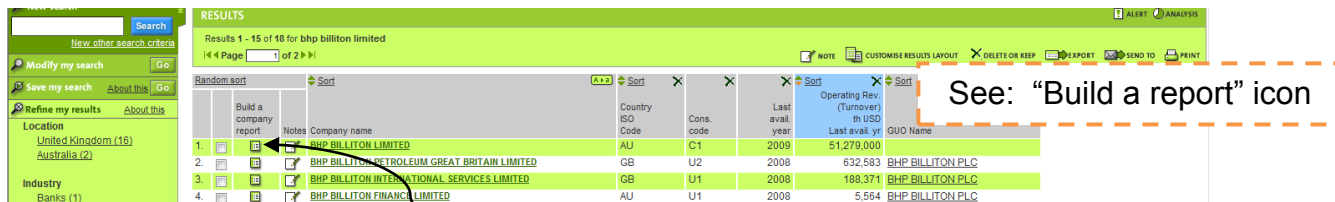
MintGlobal

10 years of financial data for **private & public** companies

When you login the system may open two screens – the screen you want has 5 boxes on the screen – click on the box to search for companies.

Find a report for one Company

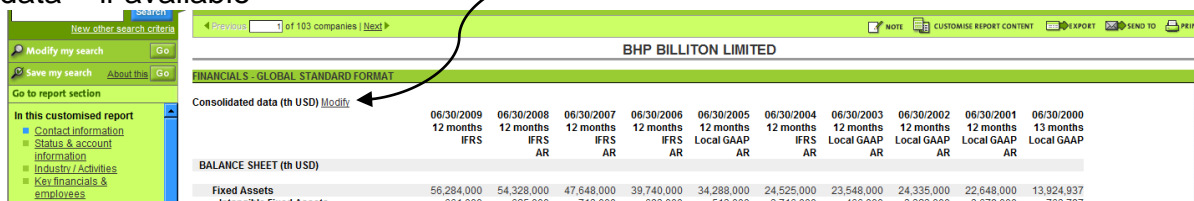
1. Enter a company name click search.



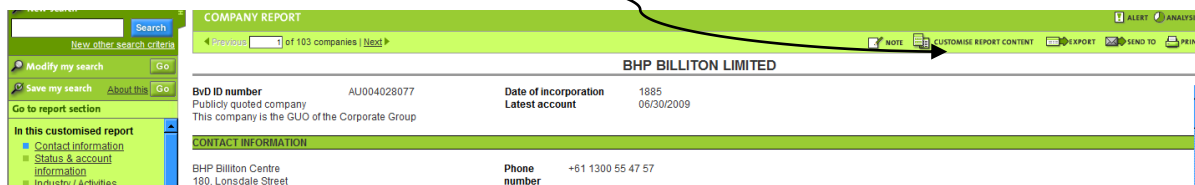
2. See above - Third column is labelled "Build a report" click on the icon
3. Now click Standard report



4. Add report data -For financial data - US\$ click "modify" to change to AUD\$ -and 10 years of data - if available



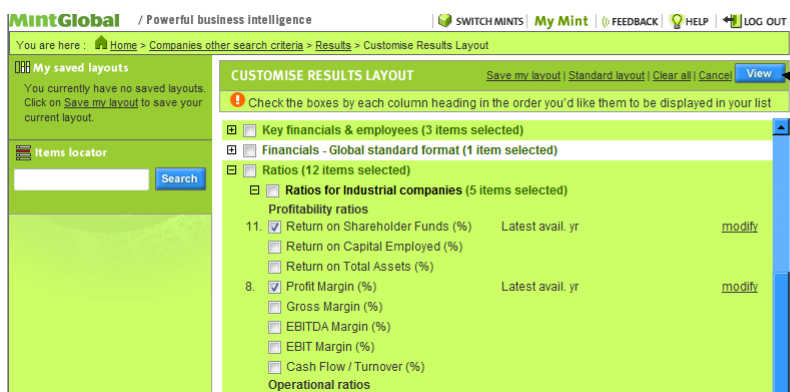
5. Now click on *Customise report format* to select additional data for output



6. Use the index in the left hand frame to move around the report.

Search for a batch of companies

1. Click "Other Search Criteria" [just to the right of the "basic" search box]
 - a. Move across **all tabs** but only fill in the fields you absolutely need - leave the other fields blank. : then click Search
2. **Modify results** by clicking - *Customise results layout* :



Select and deselect from these lists then click **View** to display results