

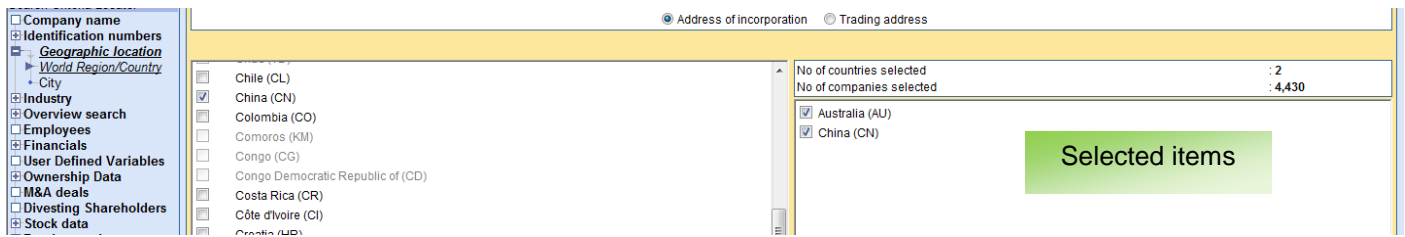
Osiris database [Bureau van Dijk]

Publicly listed companies

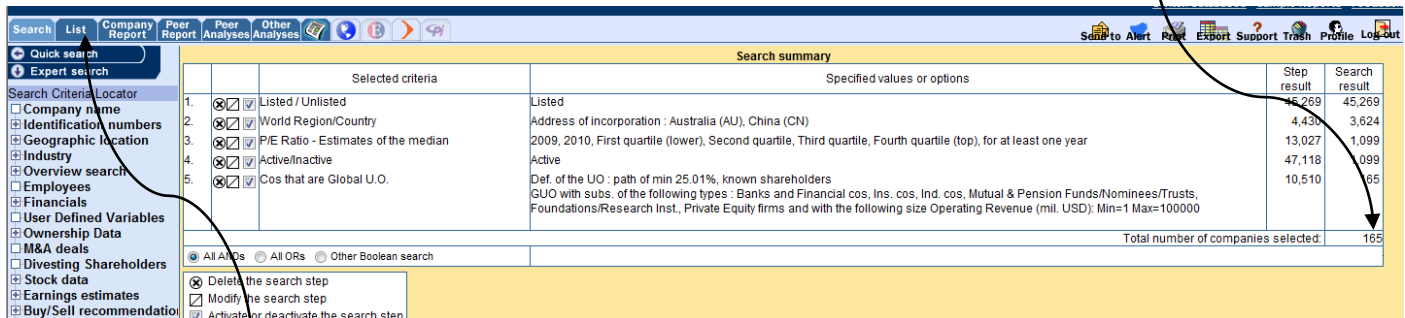
Download bulk financial statement data from annual reports – 30 years

Search –

1. Left hand frame - Select several criteria then click OK to build the search



- a. Select again from LHS menu and click OK – repeat as required – note search result

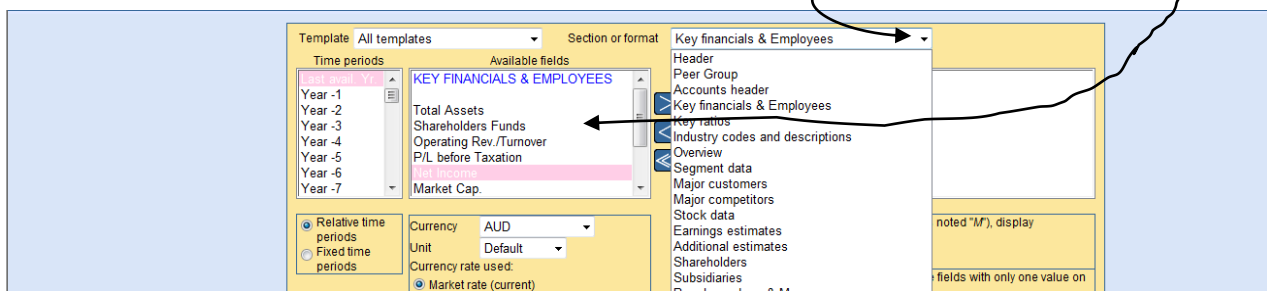


2. Display - Click **List** tab on the top left hand side of the screen

- a. Displays 25 companies per page – with default information

3. Change a Display additional data click **Format** --- bottom RHS of the screen

- a. Choose from “Available Formats” or click on **New**
- b. – select from the list “**Selection or Format**” - displays different “Available fields”



- c. Now click **Save** - then OK

- i. If you want to make further changes click Format again then Modify etc

