



THE UNIVERSITY  
*of* ADELAIDE

# India

# Engagement Brief

**make  
history.**



**make  
history.**



**THE UNIVERSITY  
of ADELAIDE**

# The University of Adelaide and India



## 151 UoA students

have been involved in a student mobility program, including 15 on a New Colombo Plan program (since 2016).



## 10 active agreements

supporting academic collaboration including student credit transfer, research collaboration.\*\*



## 521 co-publications

with institutions in India <51 authors (since 2017).



## 4 grant projects

with collaborators from India.\*



## 8 partner institutions

in India.\*



## 2,674 UoA alumni

are from India.\*

### Student Mobility

- 151 UoA students have been involved in an outbound mobility experience since 2016.
  - In 2018, 15 students traveled to Laika Academy under the New Colombo Plan.

### International Students

- Currently there are 786 students enrolled at UoA in 2023, including:
  - 30 Higher Degree of Research (HDR),
  - 9 in Health and Medical Sciences (HMS),
  - 5 in Arts, Business, Law and Economics (ABLE),
  - 582 in Post Graduate Course Work (PGCW),
  - 141 in Undergraduate (UG).

### Research

- UoA researchers have collaborated with 207 Indian institutions on 521 publications (2017-2023).
- Research is concentrated in the following areas:
  - Medicine (133 co-pubs),
  - Earth and Planetary Sciences (125 co-pubs),
  - Engineering (84 co-pubs),
  - Biochemistry, Genetics and Molecular Biology (72 co-pubs).
- Research collaboration is prominent with the following institutions:
  - Vellore Institute of Technology,
  - Anna University,
  - Lovely Professional University,
  - National Geophysical research Institute.

## Recent Engagement

2023-2024 (upcoming)	The University of Adelaide (UoA) will lead a consortium of highly experienced partners from the vocational training and agriculture sectors in Australia and India, to deliver a project aimed at identifying critical and emerging jobs that will require advanced practices to meet India's emerging agricultural skills needs. The project will run from March 2023 to June 2024 and involve the National Skills Foundation of India and the Agricultural Skills Council of India. <b>Dr Tamara Jackson</b> , Senior Research Fellow, School of Agriculture, Food and Wine, UoA, is the lead researcher and project lead, along with <b>Dr Kuhu Chatterjee</b> , <b>Dr Sai Krishna Nanduri</b> , National Skills Foundation of India, New Delhi, <b>Dr Satender Arya</b> , Agriculture Skills Council of India, New Delhi for the \$1.8 million Federal Government funded Project.
Mar 2023	<b>Professor Kapil Chousalkar</b> , School of Animal and Veterinary Science, Faculty of Engineering and Technology (SET), hosted <b>Assistant Professor Bhupesh Kamdi</b> from Krantisinh Nana Patil College of Veterinary Science, and <b>Assistant Professor Dr Chandrashekhar S. Mote</b> from Maharashtra Animal and Fishery Sciences University. The research fellows were hosted in <b>Professor Kapil's</b> research lab under the International Faculty Training Program 'Indian Council of Agriculture Research-National Agriculture Higher Education Programme (ICAR-NAHEP)'.
Jul 2022 – Feb 2023	<b>Dr Jessica Gallagher</b> , Deputy Vice-Chancellor (External Engagement), Faculty Deputy Deans International, Future Students and Global Engagement held introductory virtual meetings with south Indian Institutions, as part of the development of the Indian Market Development Plan. These virtual meetings were held with: <ul style="list-style-type: none"> <li>• Indian Institute of Technology Madras</li> <li>• Indian Institute of Science Bangalore</li> <li>• Narsee Monjee Institute of Management Studies</li> <li>• Cochin Institute of Science &amp; Technology</li> <li>• DY Patil Mumbai</li> <li>• SRM Institute of Science and Technology, and</li> <li>• Anna University.</li> </ul>
Nov 2022	<b>Professor Noel Lindsay</b> , Pro Vice-Chancellor (Entrepreneurship) and Dean of Business, Adelaide Business School, UoA, and <b>Dr Rajeev Kamineni</b> , Associate Head, Accreditation, Adelaide Business School, met with <b>Professor J. Philip</b> , Chairman Bangalore, <b>Professor CP Ravindranathan</b> , Chairman, <b>Anil Philip</b> , President and Board Member and <b>Professor Madhu Kumar</b> , Dean at Xavier Institute of Management and Entrepreneurship (XIME). During the meeting participants discussed student mobility opportunities and an invitation was extended for UoA academic staff to spend six weeks on any of XIME's campuses. XIME also expressed an interest in developing a long-term partnership where students from XIME can undertake a twinning program with UoA. Further areas of mutual interest include project management, business analytics, banking and finance.
Sept – Nov 2022	<b>Professor David Lewis</b> , Head of School, Chemical Engineering and Advanced Materials, hosted <b>Professor Krishna Nigam</b> from the Indian Institute of Delhi (IITD). Discussions centred on partnership opportunities in pharmaceutical engineering in India. The relationship with Professor Nigam has also supported the Faculty of Science, Engineering and Technology (SET) research collaboration with Indian Institute of Technology Roorkee (IITR), as joint research has been conducted between UoA, IITD and IITR.
June 2022	<b>Professor Peter Hoj AC</b> , Vice-Chancellor and President, UoA and <b>Professor Dr Chockalingam Raj Kumar</b> , Founding Vice-Chancellor, Jindal Global University met during a virtual signing ceremony between both business schools.
Nov 2021 – Sept 2026	<b>Dr Tamara Jackson</b> , Rupantar Project Lead, UoA, is working in partnership with <b>Dr Kuhu Chatterjee</b> , Regional Coordinator, UoA, <b>Dr Avinash Kishore</b> , International Food Policy Research Institute, New Delhi, <b>Professor Apurba Chowdhury</b> , Uttar Banga Krishi Viswavidyalaya (UBKV) – North Bengal Agricultural University, West Bengal, and <b>Mr Amal Roy</b> , Satmile Satish Club, West Bengal, for an Australian Centre for International Agricultural Research funded project titled Rupantar. This project aims to understand and communicate the processes and practices for transforming food systems through diversification to improve farm livelihoods, while reducing inequity, production risk and unsustainable resource use. It works in the Eastern Gangetic Plains of India (West Bengal), Nepal and Bangladesh and builds on a decade long partnership in these locations.

May 2021

**Mr Manish Gupta**, Consul General of India, Sydney, met with the Vice-Chancellor, UoA, to discuss current engagement between UoA and India in student mobility, education and research.

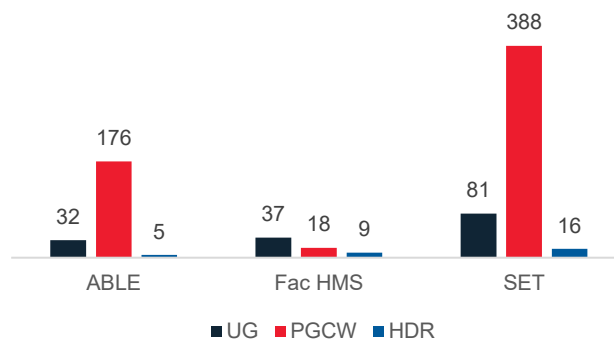
Aug 2019

UoA's former Vice-Chancellor and former Deputy Vice-Chancellor (Academic) met with the former High Commissioner of India and **Mr Manish Gupta**, Consul General of India, Sydney, along with students from the Adelaide Indian Students Society.

## Students

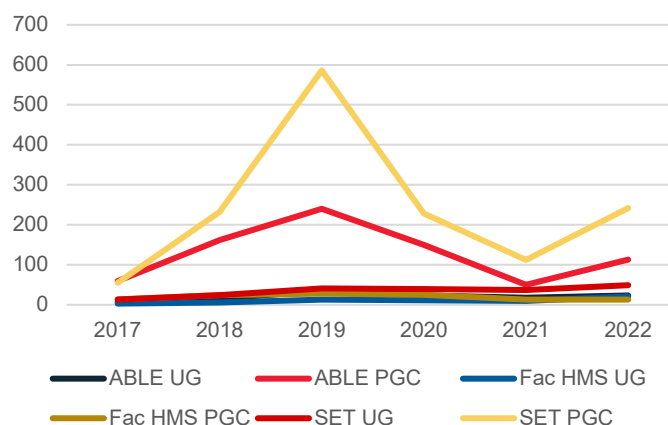
- Indian students enrolled at UoA in 2023 make up the second largest international cohort behind China. This is an increase from 7th in 2018.
- A total of 786 students from India are currently enrolled at UoA in 2023, which includes:
  - 30 HDR students (16 in SET), nine in Health and Medical Science (HMS), and five in Arts, Business, Law and Economics (ABLE).
  - 582 Postgraduate Coursework (PGCW) students, with over half enrolled in SET.
  - 141 Undergraduate (UG) students
- Most Indian students in 2022 (the last complete year) were enrolled in a postgraduate coursework (PGCW) degree (62%) with 388 students enrolled in a SET PGCW, followed by 176 in ABLE.
- Since July 2019, UoA has focussed on diversifying the "Indian student cohort", with a targeted focus across identified states, including, Rajasthan, Madhya Pradesh, West Bengal, Maharashtra, Karnataka, Kerala and Tamil Nadu.

### **Indian nationals enrolling in an award course at UoA in 2023, by Faculty and Career.**



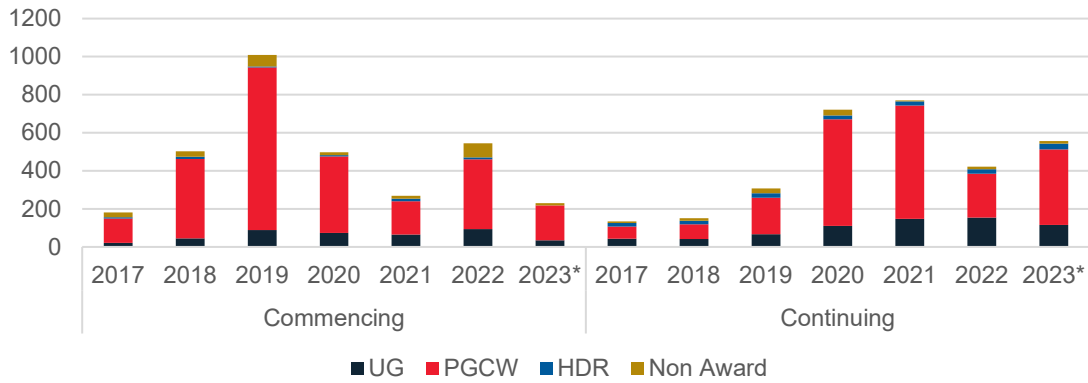
- After a peak in commencing students from India in 2019, and then a large decline in 2020 (49%) and 2021 (48%), the number of commencing students from India increased by 86% in 2022 to 544 students.

### **Number of Indian nationals who commenced an award course at UoA, by faculty and by year.**



- As most of the Indian students who commenced or enrolled in a UoA course are PGCW students, the overall increase and decrease of commencing Indian nationals is largely driven by enrolments in PGCW courses.

**Enrolment of Indian Nationals in a UoA course, commencing and continuing by career.**



\*Data for 2023 is still preliminary.

**Enrolments by Program**

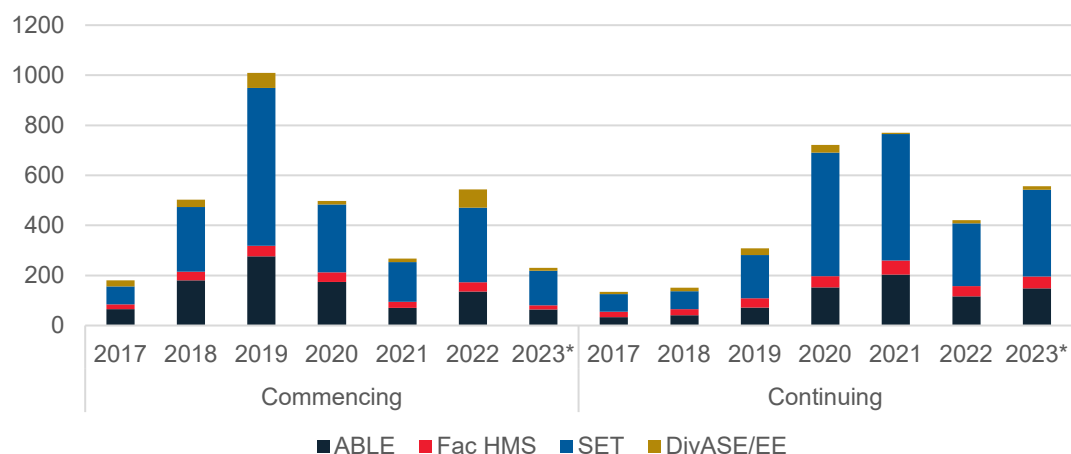
- Commencing Indian nationals at UoA are predominantly enrolling in PGCW, with course preferences in SET and ABLE.
- Many students from India that commence their studies at UoA chose a program in SET, with the highest year for commencements in 2019. There has been an overall decrease in commencements in SET since 2019, but a pickup in 2022. 2023 numbers are still preliminary and were received before census date.
- PGCW students have overall declined 132% from 854 students in 2019 to 364 in 2022, despite 110% increase in 2022 from 2021.
- In 2023, top courses for commencements are:
  - M. Construction Management
  - M. Data Science
  - M. Eng (Civil & Struct)
  - M. Business Administration
  - M. Business Analytics

**Indian nationals enrolled in a UoA course.**

Faculty	Career	2017	2018	2019	2020	2021	2022	2023
ABLE	UG	18	26	47	56	59	72	32
	PGCW	79	190	295	265	209	175	176
	HDR	2	5	6	5	6	5	5
	Non Award				1			
HMS	UG	7	13	23	27	34	40	37
	PGCW	21	33	43	44	36	29	18
	HDR	12	14	14	12	11	9	9
SET	UG	41	47	85	100	119	136	81
	PGCW	92	273	708	654	526	393	388
	HDR	10	10	10	10	18	20	16
Div. of Academic & Student Engagement	Non Award	33	43	86	46	20	86	24
<b>Total</b>		<b>315</b>	<b>654</b>	<b>1317</b>	<b>1211</b>	<b>1038</b>	<b>965</b>	<b>786</b>

Data extracted from Cognos BI 20230131

### Enrolment of Indian nationals in a UoA course\* Commencing and enrolled by Faculty.



\*Data for 2023 is still preliminary.

- The table below shows the most popular courses, and how their enrolments have changed, for commencing students from India from 2019 to 2023.
- Highlighted in blue, are the top courses in 2023.
- PGCW courses in business administration and business analytics have grown into the top five courses for commencing Indian nationals in 2023 compared to 2019.
- Commencements of Indian students in the M. Construction Managements at UoA have increased by 200% since 2019.

### Number of commencements and the difference in student commencements for the top enrolled courses.

Course	Enrolments 2019	Enrolments 2023	Change 2019-2023
M. Construction Management	11	33	200%
M. Data Science	-	26	-
M. Eng (Civil & Struct)	14	12	-14%
M. Business Administration	-	11	-
M. Business Analytics	-	10	-
M. Computing & Innovation	95	2	-98%
M. Accounting	37	-	-100%
M. Computer Science	32	1	-97%
M. Eng(Mechanical)	29	5	-83%

Table above: top courses in 2023 (blue), top courses in 2019 (white).

Source: Cognos BI 20230131

## Sponsored Students at UoA

### Australia Award Scholars

- UoA has hosted four Australia Award Scholars from India since 2007:
  - 2007 - PhD Science (1).
  - 2011 - PhD Ag Science (1).
  - 2012 - PhD Science (2).

### Other Sponsored Students

- Between 2021 and 2023, there have been ten Indian students who have enrolled at UoA under the Social Justice and Empowerment sponsorship (Government of India):

### Indian nationals commencing in a UoA course with sponsorship, 2021-2023.

Sponsor Name	Plan	2021	2022	2023	• Grand Total
Social Justice & Empowerment	M. Architecture - coursework		1	1	2
	M. Bus Admin (Mktg)	2	2	2	6
	M. Construction Management		1	1	2
<b>Total</b>		<b>2</b>	<b>4</b>	<b>4</b>	<b>10</b>

Source: People Soft 20230302

### Credit Transfer Students

- Since 2018, there have been 127 Indian students that transferred credit from another institution to enrol in a UoA course:
  - 16 of those have enrolled in M. Global Food and Agri Business, including two in 2023.
- From Table 4, the year 2020 had the largest number of students that transferred to study at UoA (with 40 students), second in line is 2021 (31) and 2022 (29).

### Indian Nationals who transferred credit to enrol (commence) in a UoA Course, by career and year, 2018-2023.

Career	2018	2019	2020	2021	2022	2023*	Total
PGCW	2	10	33	20	14	6	85
UGRD	2	4	7	11	15	3	42
<b>Total</b>	<b>4</b>	<b>14</b>	<b>40</b>	<b>31</b>	<b>29</b>	<b>9</b>	<b>127</b>

Source: Cognos BI and PeopleSoft 202302

\*The data for 2023 is still preliminary.

### Student Mobility

- UoA currently does not have any formal student exchange partners in India. However, between 2016 and 2022, 151 students undertook an outbound mobility experience to India.

### UoA Student outbound mobility to India, 2016-2023, by program type.

Program	2016	2017	2018	2019	2020	2022	2023	Total
Placement	6	3	28	24	10		4	75
Study Tour	5	4	12	10	1			32
Study Abroad	1	2	8	5	1		1	18
Research	4	1	3	2	5	2		17
Internship		1		7	1			9
<b>Total</b>	<b>16</b>	<b>11</b>	<b>51</b>	<b>48</b>	<b>18</b>	<b>2</b>	<b>5</b>	<b>151</b>

Source: Study Overseas 20230205

### New Colombo Plan

- Fifteen New Colombo Plan mobility students from UoA travelled to Laika Academy in India in 2018.

## Research


### Co-Publications

- Between 2016-2022, UoA researchers co-authored 521 research publications with 207 Indian Institutions.
- The top research areas for collaboration are:
  - Medicine (133).
  - Earth and planetary Sciences (125).
  - Engineering (84).
  - Biochemistry, Genetics and Molecular Biology (72).

- The top Indian institutions for collaboration with UoA are:
  - Vellore Institute of Technology.
  - Anna University.
  - Lovely Professional University.
  - National Geophysical Research Institute (CSIR).
- The main UoA staff collaborators with India are:
  - Professor M Santosh (105 co-pubs).
  - Dr Animesh Basak (49 co-pubs).

## Go8 Co-Publications

**Comparison of number of co-publications between a Group of Eight (Go8) University and an organisation in India (>51 authors).**



Source: SciVal, extracted 20230218

## Research Grants

- Since 2017, UoA researchers have collaborated with colleagues from India on four funded research projects.

**Awarded research projects with collaboration between UoA and an organisation in India, 2017-2023.**

Project Title	Sponsor Organisation/s	*Collaborating Organisation/s	Applied Year	Received (AUD)	UoA Collaborators
Climate Change and Human Health in Asia: Current Impacts, Future Risks, and Health Benefits of Mitigation Policies	National Health and Medical Research Council	IIT Bombay	2021	-	Chen Peh, (Medical Specialist)
REMIT: An international, multi-centre, randomised clinical trial to compare Obinutuzumab + Calcineurin Inhibitor to Corticosteroid + Cyclophosphamide treatment regimens in Primary Membranous Nephropathy	Medical Research Future Fund	Postgraduate Institute of Medical Education and Research, India	2022	2,904,210	Professor Peng Bi (Public Health) Dr Zhang, Ying (Public Health)
Developing Critical Skills Courses for the Agricultural Sector in India	Department of Education	Agricultural Skills Council of India (ASCI), National Skills Foundation of India (NSFI).	Unknown	1,800,000	Dr Tamara Jackson, Senior Research Fellow, School of Agriculture, Food and Wine
Transforming smallholder food systems in the Eastern Gangetic Plains (Rupantar)	Australian Federal Government – Australian	International Food Policy Research Institute, Uttar	2021	4,659,251	Dr Tamara Jackson, Senior Research Fellow, School



	Centre for International Agricultural Research	Banga Krishi Viswavidyalya – North Bengal Agricultural University, Satmile Satish Club			of Agriculture, Food and Wine
--	--	--	--	--	-------------------------------

*Note: awarded amounts are indicative rather than absolute as they are counted per Investigator and there are multiple investigators named on most projects.*

*Only current UoA researchers listed.*

*\*Note, these are not necessarily the only collaborating organisations, just the organisations in Country.*

*Date from Cognos BI Research. Extracted 202310314.*

- Since 2017, there have been four additional projects which are related to India through the title of the project. These projects are not known to have a collaboration with an Indian Institution or colleague.

***Awarded UoA research projects with the word 'India' in the title, 2017-2023.***

<b>Project Title</b>	<b>Sponsor Organisation/s</b>	<b>Applied Year</b>	<b>Received (AUD)</b>	<b>UoA Collaborators</b>
Co-developing effective and sustainable engagement strategies to improve healthcare services for Indian-born South Australians with newly diagnosed type 2 diabetes	South Australian Department for Health and Wellbeing	2021	60,000	A/Prof Clemence Due, Psychology
Critiquing the 'Occupational Justice Health Questionnaire' for use with survivors of sexual servitude and exploitation in India	Department of Education	2022	6,200	A/Prof Emma George, Program Director, Occupational Therapy
Improving chickpea adaptation to environmental challenges in Australia and India	Grains Research and Development Corporation South Australian Research and Development Institute	Unknown	93,097	Dr Tim Sutton, Principal Scientist, Crop Improvement SARDI
Poverty traps, technological progress and climate change adaptation in rural Indian agriculture: Applying advanced statistical methods to a unique dataset.	Australian Academy of Science	2017	16,000	Dr Daniel Gregg, Centre for Global Food and Resources

*Note: awarded amounts are indicative rather than absolute as they are counted per Investigator and there are multiple investigators named on most projects.*

*Only current UoA researchers listed.*

*Date from Cognos BI Research. Extracted 202310314*

## Partnerships

### Agreements

- UoA currently has ten active agreements with eight Indian institutions, a summary below includes:

#### *Current agreements between Indian Institutions with UoA.*

Institution	Agreement type	Partner since
Amity University	MoU	2018
Christian Medical College (CMC) Vellore	MoU	2019
Indian Institute of Science, Bangalore	MoU	2018
Indian Institute of Technology, Guwahati (IIT G)	MoU	2018
Manipal Academy of Higher Education (MAHE)	MoU	2018
OP Jindal Global University	Credit Transfer	
	MoU	2018
	Credit transfer	
The Kerala Livestock Development Board, Ltd "Gokulam"	MoU	2020
University of Petroleum and Energy Studies (UPES)	MoU	2018

## Staff and Alumni

- There are currently 228 UoA staff who were born in India.
  - 137 Academic staff
    - 11 continuing and 126 fixed-term
    - Five of the 11 continuing academic staff are in the SET, four are in HMS
    - 80 of the fixed term academics are in SET, 30 of the fixed term academics are in the HMS
  - 91 Professional staff
    - 36 are continuing staff, with 33 employed within the divisions (22 in the Division of University Operations)
    - 55 are fixed term staff, with 26 within the divisions (the largest with 18 in the Academic and Student Engagement (DASE) division. 29 fixed term professional staff are within the faculties, with the greatest number in SET (18) followed by HMS (10).

#### *UoA staff born in India, by faculty/division and by employment classification.*

Classification	Faculty/Division	Continuing	Fixed Term	Total
Academic	DASE		5	5
	ABLE	2	11	13
	HMS	4	30	34
	SET	5	80	85
Professional	Division	33	26	59
	Faculty	3	29	32
<b>Total</b>		<b>47</b>	<b>181</b>	<b>228</b>

Source: Human Resources 20221209

- There are currently 75 UoA staff who have stated their highest level of education is from an institution in India.
  - 43 are academic staff, four continuing and 39 on fixed term contract.
  - 32 are professional staff, 16 continuing and 16 fixed term.
  - While we do not have the institution name for the majority (69%) of staff whose highest education is from an Indian institution, we do know that:
    - Four staff (one continuing and three fixed term) are from Panjab University,
    - Four staff (one continuing and three fixed term) are from PSG College of Technology,
    - Three staff (fixed term) are from Thapar University,
    - Three staff (fixed term) are from the University of Delhi.

**UoA staff who indicated that their highest level of education was at an institution in India, by classification and institution name, where known.**

Highest education institution	Continuing	Fixed Term Contract	Total
Indian Institute of Technology Kharagpur	1		1
Indian School of Mines		1	1
Manipal University		2	2
National Institute of Technology Rourkela		1	1
Panjab University	1	3	4
PSG College of Technology	1	3	4
Savitribai Phule Pune University		1	1
SRM University	1		1
Thapar University		3	3
University of Delhi		3	3
University of Kerala		1	1
University of Mysore		1	1
Not available in this list	16	36	52
<b>Total</b>	<b>20</b>	<b>55</b>	<b>75</b>

Source: Human Resources 20221209

## Alumni

- There are 2,674 UoA alumni from India and 1,132 alumni currently living in India.
- Notable UoA alumni include:
  - Mr Nitin Shinde, Owner of Deccan Plateau Vineyards.
  - Professor Avudainayagam Subramanian, Professor and Head, Tamil Nadu Agricultural University.
  - Mr Suhail Chandhok, Sports Presenter and Commentator.
  - Mr Walter Fernando, Founder, Winwal International.
  - Mr Pragyesh Kumar, Chief Winemaker, Fidelis Retail.
  - Mr Hariharan Subramanian Head, Global Finance Centre, Standard Chartered Bank.
  - Mr Atul Kumar, Chief Executive Officer, Team International.

## Background

### Policy

- India's National Education Policy (2020) is supportive of international collaboration and the University Grants Commission (UGC) recently confirmed Indian institutions can collaborate with the Top 500 universities in the world.
- The revised UGC policies broaden opportunities for UoA to engage with high quality universities in multiple areas, including articulation, research, transnational education (TNE) offerings, student and staff mobility. The strong momentum towards an expanded economic relationship and inclusive policy for education partnerships has created opportunities for Australia in key areas of Cyber, Defence, AI, Space, Critical Minerals, Grain Management and Logistics, Education and Training, Medical Research, and Manufacturing.

### Future students

- Current recruitment continues to focus on increasing student quality and diversity by:
  - Targeting 25+ cities, across the Western, Central and Southern parts of India (tier 2 and 3 markets).
  - Increasing in-country presence: currently 3 staff (2 in New Delhi and 1 in Bangalore), with additional staff added in Mumbai in 2022.
  - Engaging with elite schools offering IB and A Level curriculum, to drive UG enrolments in addition to traditional PG coursework.
  - Marketing campaigns to build brand awareness and drive recruitment into programs of strategic value for both countries – STEM, sustainability, Biotechnology, Innovation and Entrepreneurship, Food Technology and Health and Medical Science.

- In the future, UoA will focus on expanding transnational education partnership opportunities, research partnerships and capacity building initiatives, with a focus on close collaborations with key public and private institutions, and Government and industry ecosystems in the West and South of India.

## Industry

- A strong industry partnership exists with Tata Steel through the Australian Research Council Hub on Graphene for Advanced Manufacturing, as well as strong networks with Indian Institute of Technology Kharagpur, the Indian Institute of Science, and the National Geophysical Research Institute.

## Partnerships

- The India Market Development Plan has been developed in response to India's new policy settings for Higher Education Institutes (HEI), significant growth opportunity and increased competition. Activities currently focus on early-stage partnership development and research partnership development to establish foundations for future engagement. Whilst not without challenge, there are opportunities for UoA to engage with selected institutions across a range of areas, including articulation and research.

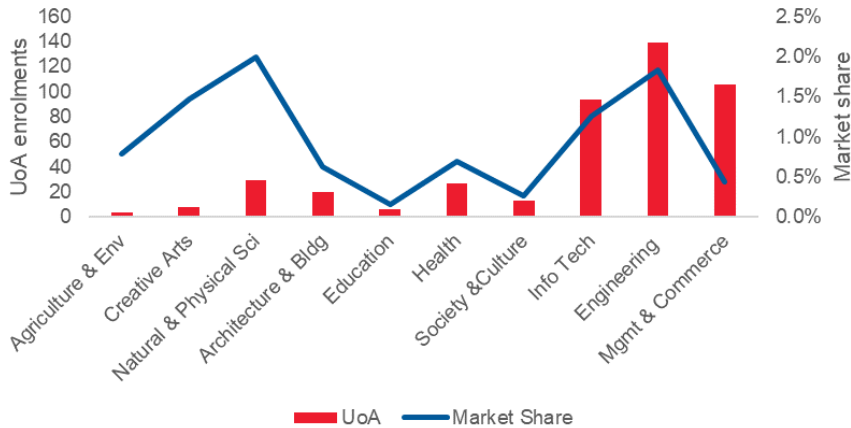
## Austrade

- India's recent economic growth has led to a boom in the nation's middle-class population — a demographic that has proven keen to invest in quality education options for their children. As a result, studying abroad has become an increasingly realistic and desirable option for Indian students.
- More than 50 per cent of India's population is aged under 25 and the working age population is estimated to rise significantly over the next two decades.
- Demand for globally recognised qualifications has significantly increased in India.
- Australia is one of the top destinations for Indians to study abroad, and India is Australia's second largest source of international students.
- The Australia-India Economic Cooperation and Trade Agreement (AI-ECTA), India's National Education Policy (with a focus on transnational education) and the recent UGC draft guidelines for foreign universities to set-up branch campuses in India are examples of an increasingly positive relationship between India and Australia.

*Source: Austrade 20230209*

# Benchmarking

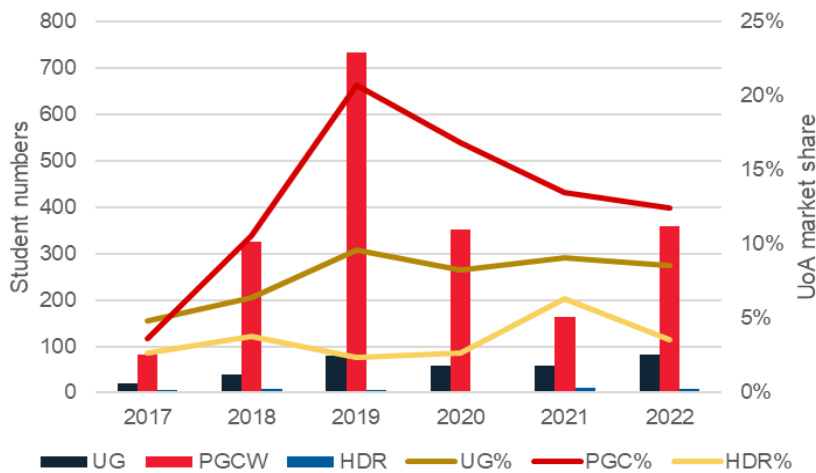
**Number of Indian student enrolments at UoA (red bars) and UoA's market share (line) of commencements by Field of Education. YTD November 2022.**



Source: DFAT

- UoA has a higher market share of Indian nationals commencing a Natural and Physical Sciences course (2.0%) than any other Field of Education (FoE).
- UoA's market share of Indian nationals commencing a Management and Commerce course is just 0.4%. despite commencements in this area being the second most popular.
- Management and Commerce courses are by far the most popular field of education for Indian nationals commencing a higher education course in Australia.

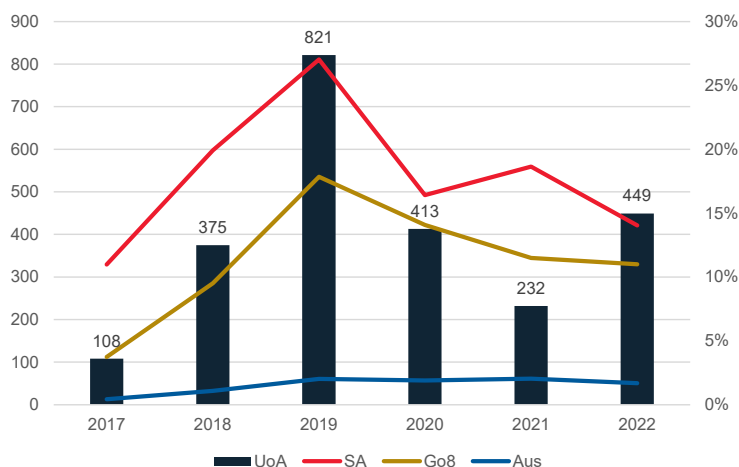
**Number of commencing Indian nationals (bars) at UoA, and UoA Go8 market share (lines), by career.**



Source: DFAT

- UoA has a higher market share of Go8 PGCW students than it does for other career levels when compared to other Go8 universities.
- UoA's market share Indian nationals enrolling in a Go8 PGCW course declined from 21% in 2019 to 12% in 2022.
- UoA has a relatively small market share of the Indian nationals commencing a HDR course at a Go8 University. In 2022, UoA held 12% of the market share of Indian nationals in a PGCW course, but just 4% of HDR commencements.
- UoA's market share of Go8 UG students has remained at between 8-10% since 2019.

**Number of commencing Indian nationals (bars) enrolled in an award course at the UoA, and the Australian, Go8 and South Australian market share (lines), by career.**



Source: DFAT

- UoA has higher market share of commencing HDR students from India than its counterparts in South Australia, however, this decreased from 80% in 2020 to 67% in 2021, and then to just 31% of the market share in 2022.
- UoA’s market share of Indian nationals commencing a higher education course has remained stable when looking at students enrolling from an another Australian higher education institution, however, our market share of the Go8, and the South Australian market share, have both declined since 2019.
- This would indicate that despite increasing commencements, the UoA is seeing a decline in the overall market share of its closest competitors.

This document has been prepared by the Global Engagement Branch. For further information, please contact [globalengagement@adelaide.edu.au](mailto:globalengagement@adelaide.edu.au)

**NOTE**

*This document is strictly confidential communication to and solely for the use of the recipient and may not be reproduced or circulated without the University of Adelaide’s prior written consent. If you are not the intended recipient, you may not disclose or use the information in this document in any way.*