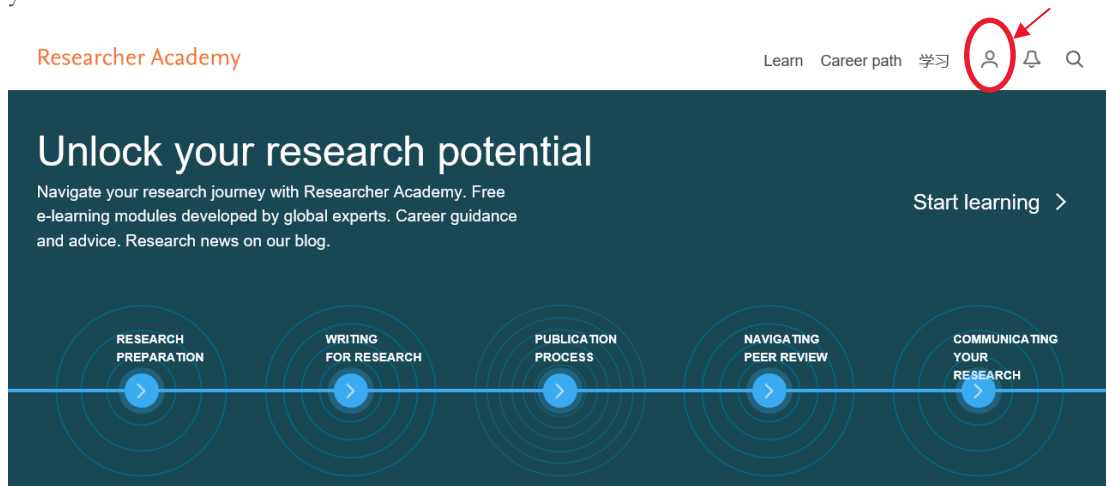




ELSEVIER RESEARCHER ACADEMY AND CARST

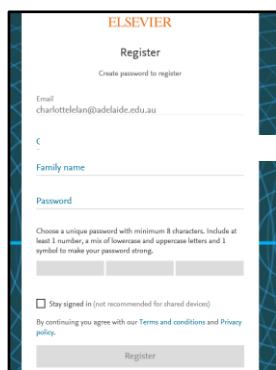
Follow these instructions to access these CaRST approved online courses from Elsevier Research Academy

1. Register at researcheracademy.com to access to the Elsevier's courses for free. Click on the icon below to create your account.

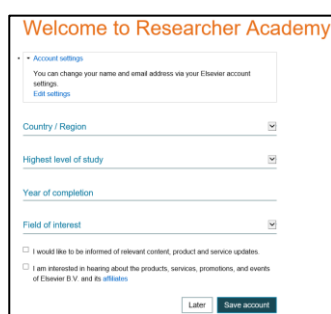


2. Enter your email and click Continue.

3. Enter your details, create a password, and click Register to create your account.



4. (Optional) Fill in your Country, Highest level of study, year of completion and field of interest, then click on Save account.



5. After creating your account, you can return to [CaRST website](#) and click on the modules that you want to complete.
6. A certificate of completion will be emailed to you at the end of each module.
7. To claim CaRST credit upon completion of the course, you will need to self-record this in CaRST Online:

Activity Title: enter the corresponding course's title

Provider: Elsevier Research Academy

Dates and Times: enter the date of completion and a duration equivalent to the corresponding credits (e.g. for 1 credit enter 08:00 – 9:00)

Activity type: Training

RDF Domain: enter the corresponding domain

Upload your certificate as evidence, then enter a short description and reflection, and submit.

For more information on how to self-record activities, you can view the [Self-recording an Activity quick reference guide](#).

Further Enquiries
carst@adelaide.edu.au