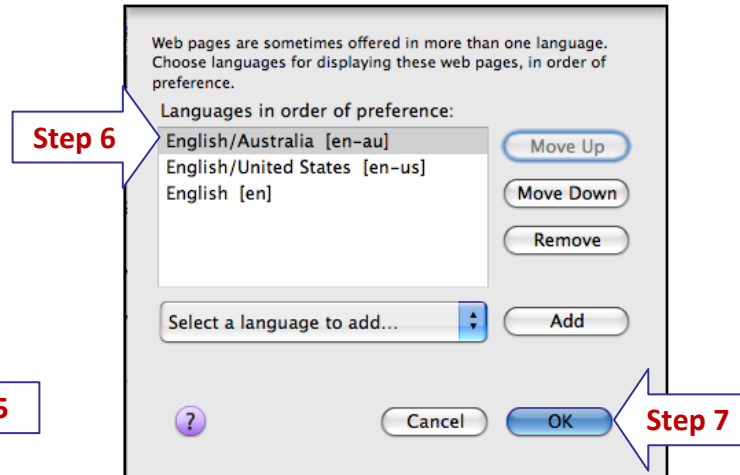
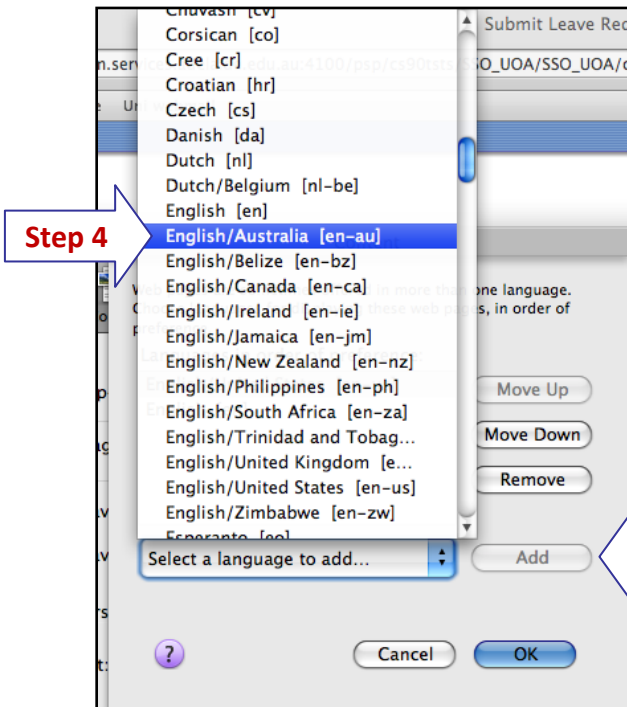
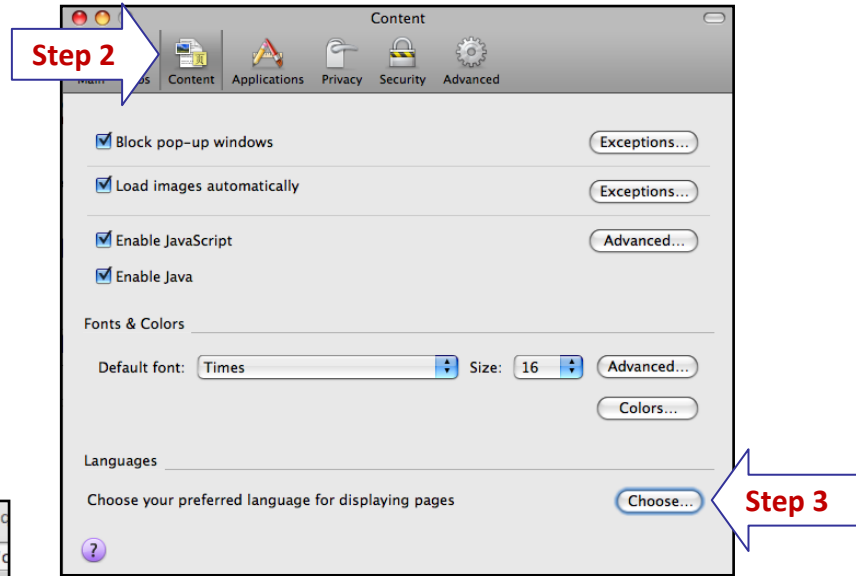
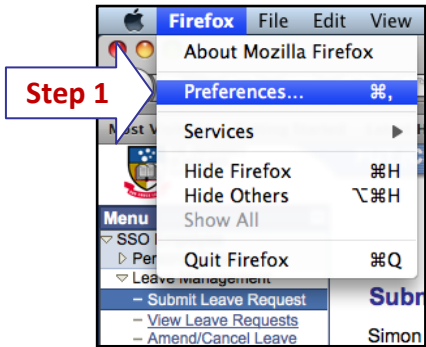


Changing date format from US to Australian in Firefox – OSX



Navigation: Firefox > Preferences... > Content tab > Choose... > Select a language to add...



Changing date format in Firefox using OSX (Mac):

1. Navigate to **Preferences** in the Firefox menu.
2. Select the **Content** tab.
3. Select the **Choose...** button.
4. From the drop-down list called **Select a language to add...** choose **English/Australia [en-au]**.
5. Select the **Add** button.
6. Ensure **English/Australia [en-au]** is at the top of the list.
7. Select **OK**.
8. Close the **Preferences** window.
9. Verify the dates are now in Australian format (dd/mm/yyyy). You may need to refresh the page.

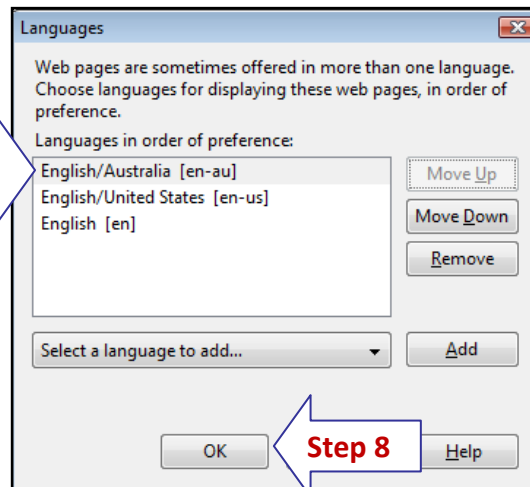
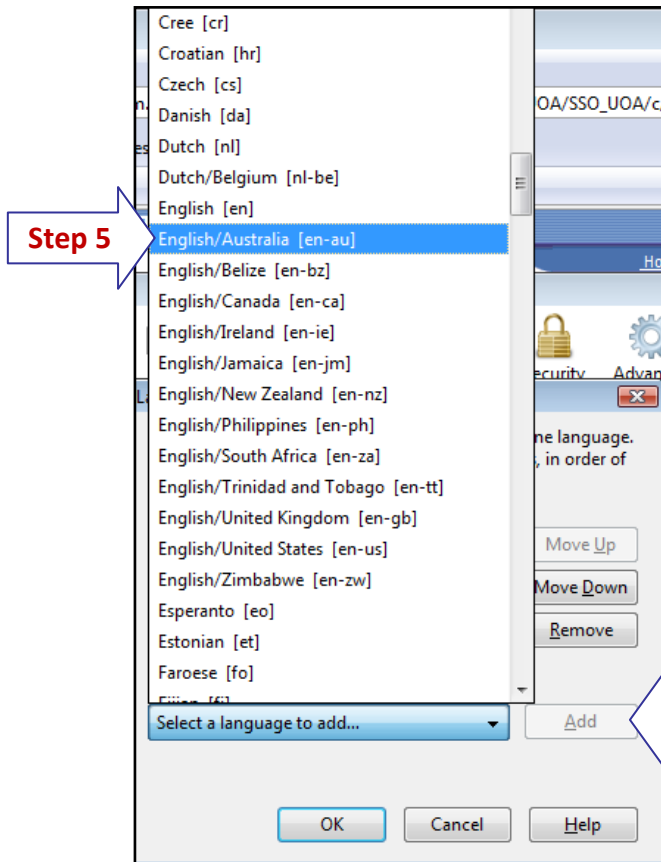
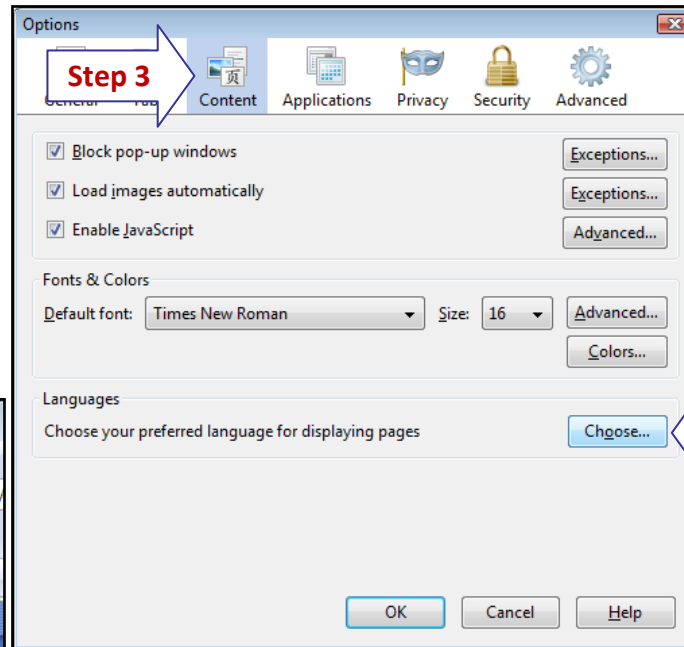
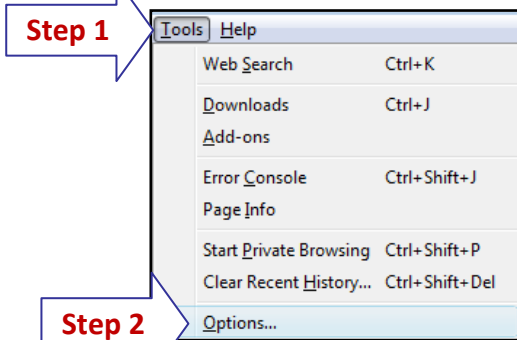
Human Resources
 Level 13, 115 Grenfell Street
 The University of Adelaide
 SA 5005 AUSTRALIA

 Telephone: +61 8 8313 1111
 Facsimile: +61 8 8303 4353

Changing date format from US to Australian in Firefox – Vista



Navigation: Firefox > Tools > Options... > Content tab > Choose... > Select a language to add...



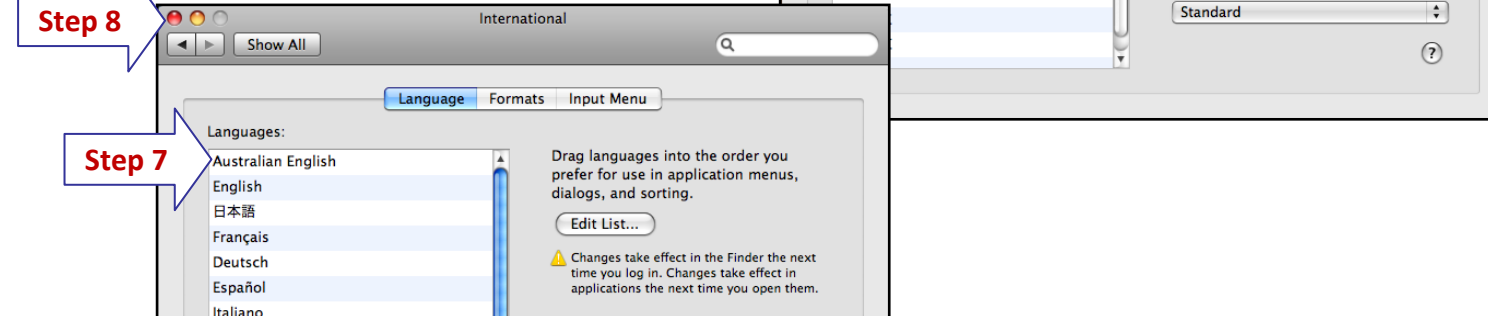
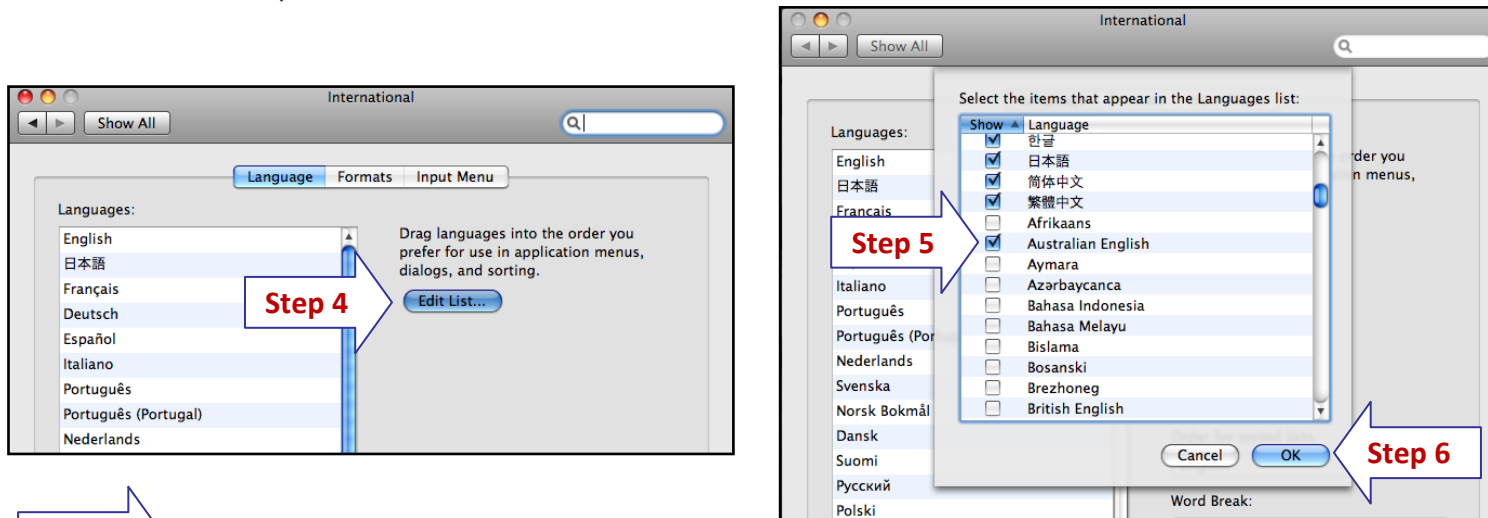
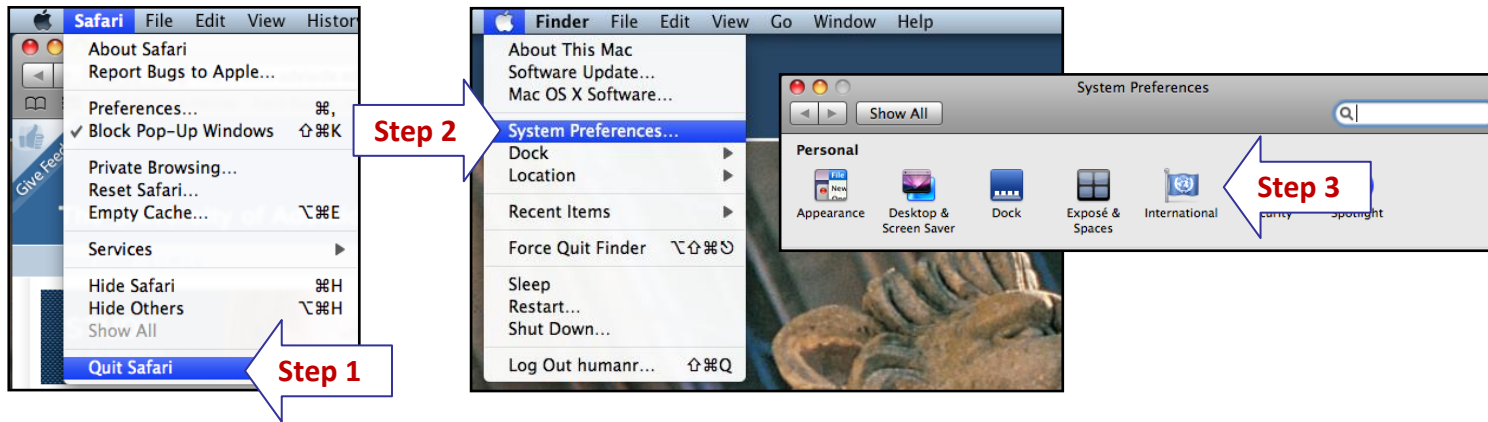
Changing date format in Firefox using Vista:

1. Navigate to **Tools** in the Firefox menu.
2. Select **Options...**
3. Select the **Content** tab.
4. Select the **Choose...** button.
5. From the drop-down list called **Select a language to add...** choose **English/Australia [en-au]**.
6. Select the **Add** button.
7. Ensure **English/Australia [en-au]** is at the top of the list.
8. Select **OK**.
9. Select **OK** to close the **Options** window.
10. Verify the dates are now in Australian format (dd/mm/yyyy). You may need to refresh the page.

Changing date format from US to Australian for Safari in OSX



Navigation: Apple Menu > System Preferences... > International > Language > Edit List...



Changing dates from US to Australian in OSX:

1. Exit Safari (if open), **Safari > Quit Safari**.
2. Navigate to **Apple Menu > System Preferences...**
3. Select the **International**.
4. Select the **Edit List...** button.
5. Tick **Australian English**.
6. Select **OK**.
7. Ensure **Australian English** is at the top of the list.
8. Close the **International** box by selecting the red circular button in the top left corner.
9. Verify the dates are now in Australian format (dd/mm/yyyy) in Safari.

Human Resources

Level 13, 115 Grenfell Street
The University of Adelaide
SA 5005 AUSTRALIA

Telephone: +61 8 8313 1111
Facsimile: +61 8 8303 4353