

## FIRST AID SIGNS

All first aid signs are to be in accordance with [AS1319 "Safety Signs for the Occupational Environment"](#)

An example of a First Aid signage is as follows (extracts from AS 1319)

AS 1319—1994

14

**2.3.5 Emergency information signs** Emergency information signs shall comprise a white symbol or worded legend, or both, on a green rectangular sign with white enclosure. Where two or more signs are required at the one location, they may be placed on the one signboard, but each sign shall have its own white enclosure. Typical signs are shown in Figure 2.7.

NOTE: This Standard excludes EXIT signs of the type specified in AS 2293.1 for use inside buildings.






FIGURE 2.7 EMERGENCY INFORMATION SIGNS

AS 1319—1994

32

**TABLE B4**  
**EMERGENCY INFORMATION SIGNS**  
(Note 1)

Sign No.	Sign	Meaning
471		First aid
472		Emergency (safety) eye wash (Note 2)
473		Emergency (safety) shower (Note 2)

**NOTES:**

1 The use of directional arrows with these signs is given in Clause 3.4.5.

2 It is recommended that text indicating the required washing time (e.g. 'wash eyes for 15 minutes') be added to these signs, as the required washing time will be frequently underestimated. Because Sign No. 472 did not quite reach the minimum comprehension level when tested to AS 2342, the added text should also ensure that the sign is understood.

Should you require any further information please contact any member of the local [HSW Team](#).

HSW Handbook	<b>First Aid Management</b>	Effective Date:	<b>12 July 2019</b>	Version 4.1
Authorised by	Chief Operating Officer (University Operations)	Review Date:	<b>12 July 2022</b>	Page 1 of 1
Warning	This process is uncontrolled when printed. The current version of this document is available on the HSW Website.			