

Internships Support Modules

What they are and how to get them

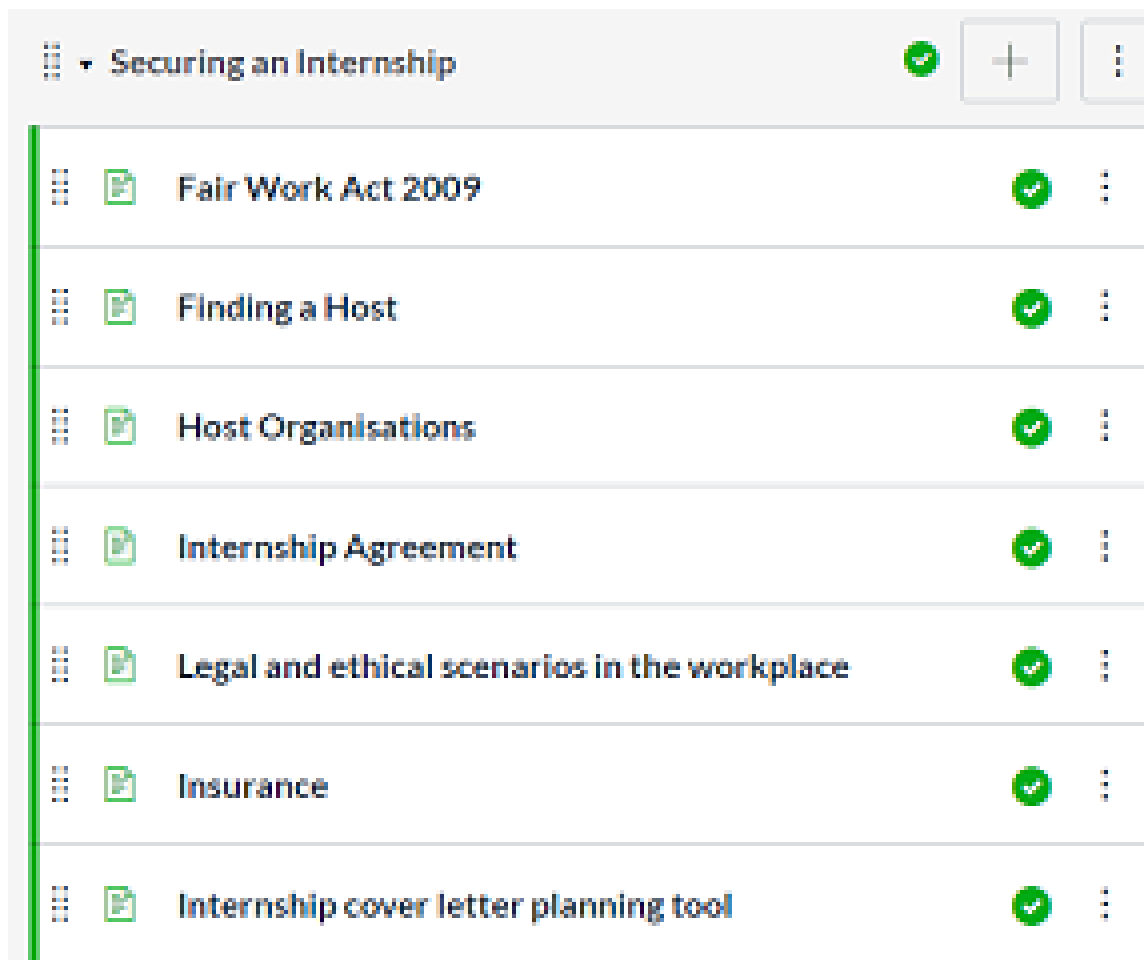
What are they?

Modules

Pages, tools and interactive resources packaged into MyUni modules

Support

Supporting students to build professional skills prepare for an internship



Cross-Faculty

Designed to support students undertaking internships across all faculties at the University of Adelaide

Ready to Import

Ready to be imported into a MyUni course via Canvas Commons and customized for your context

Which modules are available?

Securing an Internship

Ethical Scenarios | Finding a Host | Host Organisations
Internship Agreements | Fair Work Act | Insurance

Preparation

Reflective Writing | SMART goals planning
First Day | Career Objectives | Dress Codes
Handling Nerves and Stress

Professional Identity

Workplace Scenarios | LinkedIn | STAR Model
Self Promotion | Cover Letter Planning Tool
Resume Planning Tool

Teamwork

Introduction to Teamwork | Communication
Working in a Team | Evaluating a Team

Time Management

Introduction to Time Management
80/20 Rule | Prioritising Tasks

Sexual Harassment

Harassment Scenarios
Sex Discrimination and Sexual Harassment

Post-Internship

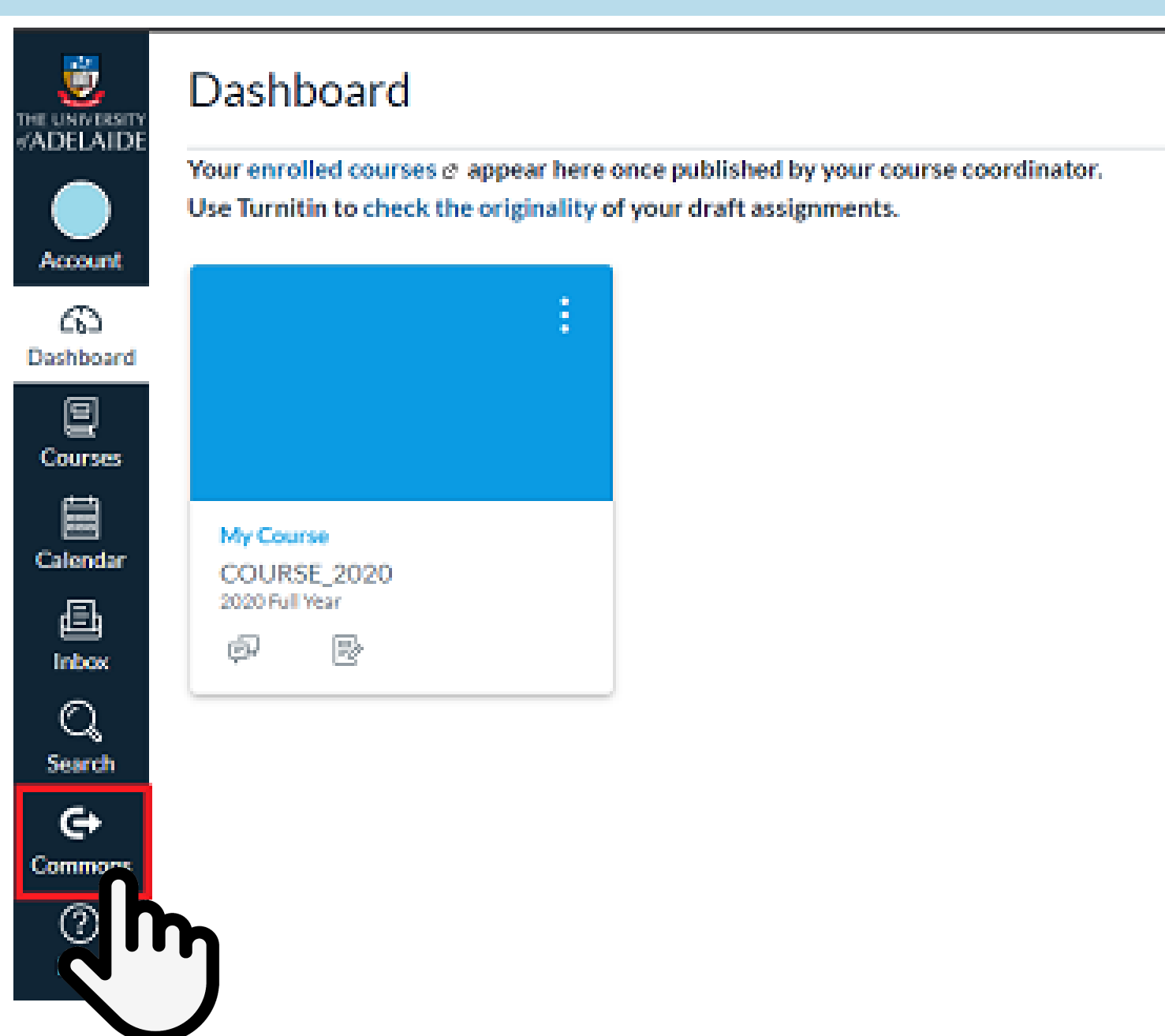
Enterprise and Technical Skills | What next?
Sourcing a Job

International Internships

Preparing | During | Following Up


How can I import them?

1 Canvas Commons
From anywhere in MyUni, go to Canvas Commons



internships professional identity

1 result



2 Search
Search for the module you want, including the key word 'internships'. Select the module. Some pages containing interactives won't display in Commons preview.

3 Find and select your course

You may need to search for it. Once you find it, select the checkbox and click "Import into course".

Import/Download

Import into Canvas

My Course

courses

My Course

Import into course

Download

4 Done!
The module will now appear in the Modules area of the course, at the bottom. Some edits or customisation may be required before publishing.