

Course Readings: using permalinks

Introduction

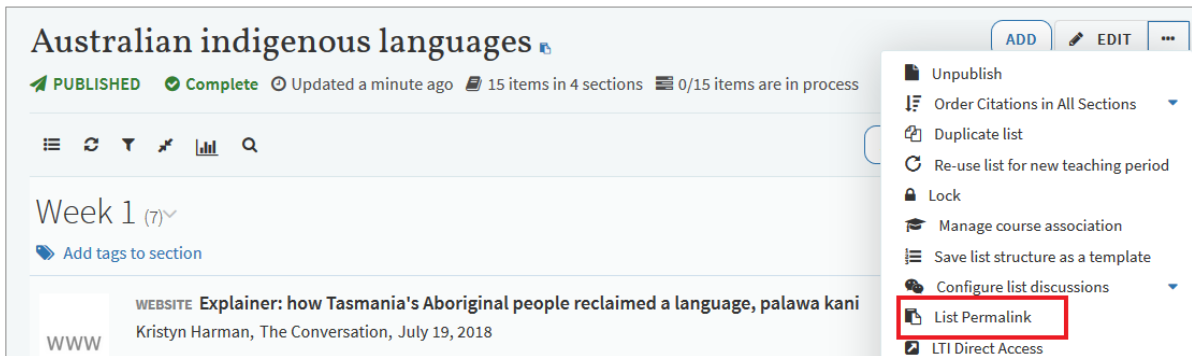
You can use permalinks to refer students to:

- an entire course reading list
- a section of a reading list (e.g. Week 1, Week 2)
- an individual item (e.g. a book or journal article) within a reading list

Procedure

Entire course readings list

1. Click on the **•••** icon below the reading list title and select **List Permalink**.



Australian indigenous languages

PUBLISHED Complete Updated a minute ago 15 items in 4 sections 0/15 items are in process

Week 1 (7)

WEBSITE Explainer: how Tasmania's Aboriginal people reclaimed a language, palawa kani
Kristyn Harman, The Conversation, July 19, 2018

Unpublish
Order Citations in All Sections
Duplicate list
Re-use list for new teaching period
Lock
Manage course association
Save list structure as a template
Configure list discussions
List Permalink
LTI Direct Access

2. Click **Copy to Clipboard** and then **Close**.



Permalink for: Australian indigenous languages

https://ap01.alma.exlibrisgroup.com/leganto/public/61ADELAIDE_INST/lists/22224292

COPY TO CLIPBOARD

CLOSE

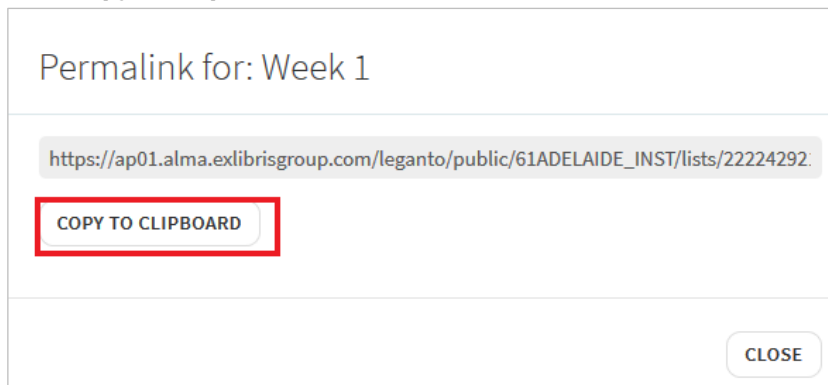
3. Paste the link into your page, document or email.

Section of a reading list

1. Click on the **...** icon next to the section title and select **Permalink**.



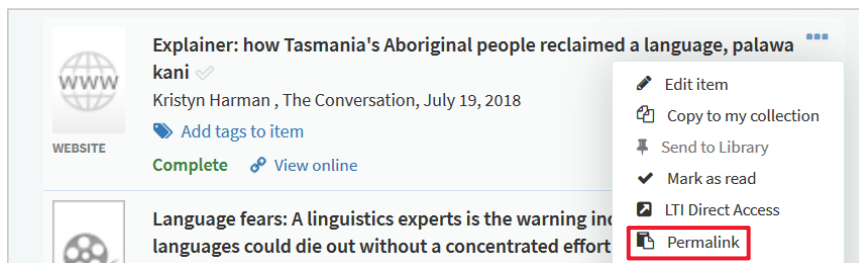
2. Click **Copy to Clipboard** and then **Close**.



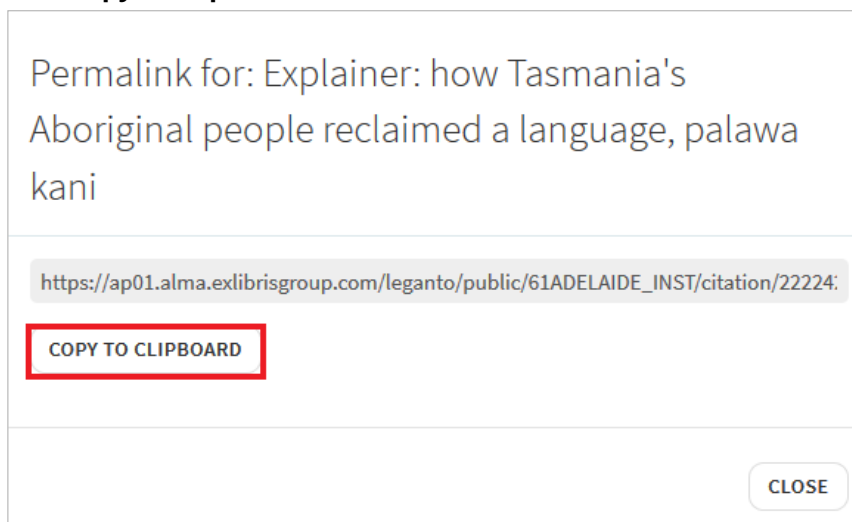
3. Paste the link into your page, document or email.

Individual item in a reading list

1. Click on the **...** icon next to the item title and select **Permalink**.



2. Click **Copy to Clipboard** and then **Close**.



3. Paste the link into your page, document or email.

Contact Us

For further support or questions, contact the Library on +61 8 8313 1061 or email course readings@adelaide.edu.au