



# SciVal: University of Adelaide researcher group

## 1. Introduction

This guide provides instructions on how to access information for reporting, analysis and benchmarking purposes and will also be useful for grant applications and supporting researchers by School and Faculty.

The information within the reports includes University of Adelaide academic staff with a Research only or Teaching & Research focus who have a Scopus Author id. Staff have been assigned to a School and Faculty based on precedence rules in Aurora which reflects their HR affiliations in PeopleSoft HR. If the information is incorrect please contact [Research Services](#).

Each Faculty and School grouping indicates how up-to-date the list is, with updates to occur every 6 months.

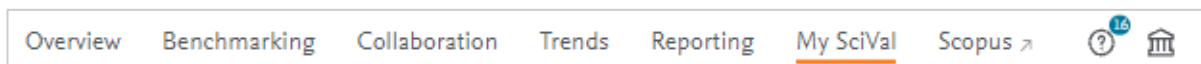
In order to access SciVal, first ensure that you have created [an Elsevier personal account](#).



## 2. Procedure

### Using the University of Adelaide researcher group in SciVal

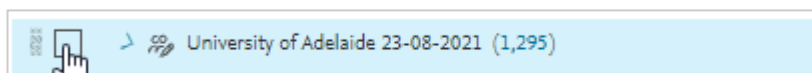
1. In SciVal navigate to the My SciVal tab



2. Click on *Researchers and Groups* icon on the left-hand menu



- You will find the *University of Adelaide* group listed in the main window.

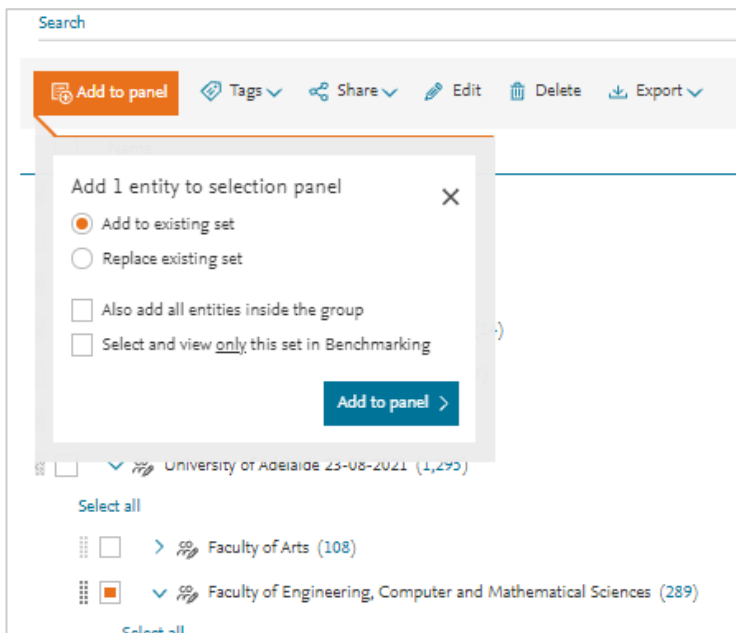




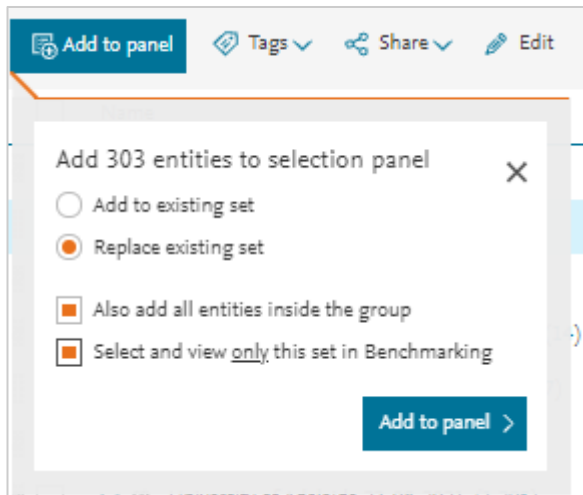
- Click on the drop-down arrow will reveal the Faculty and School structure



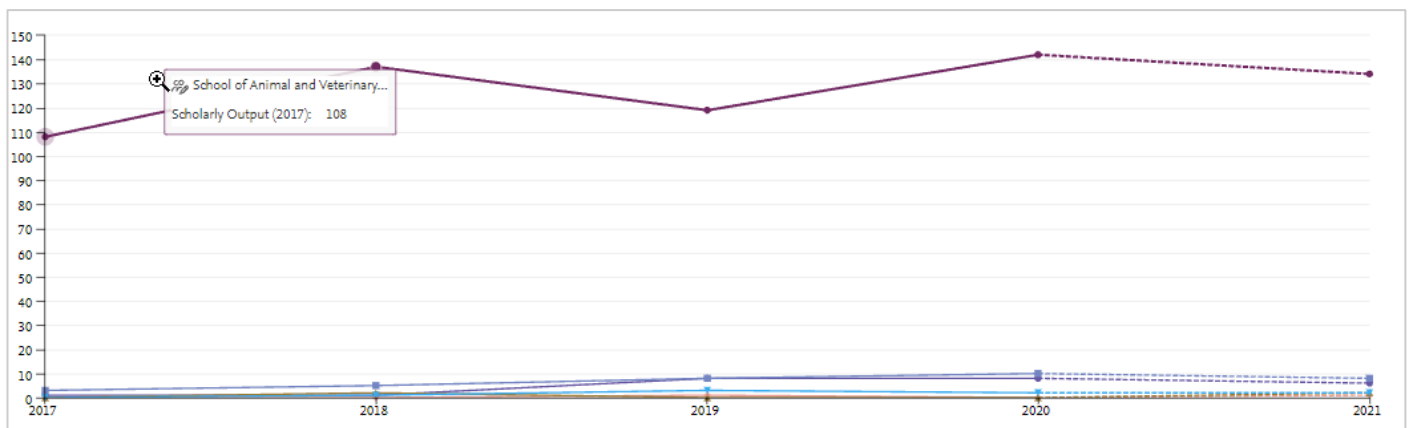
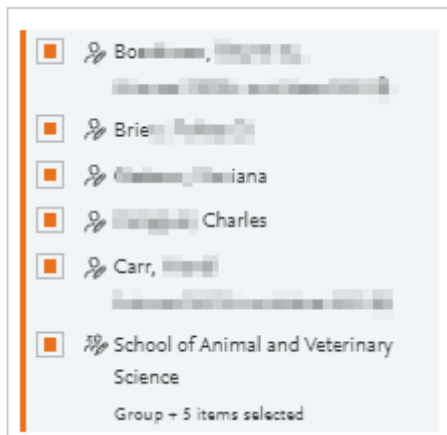
- To select a group to use in the Benchmarking module, tick the box adjacent to the group/s you wish to use.
- Click the *Add to panel* button



- You may wish to check boxes in the pop-up to allow use of all entities inside the group (i.e. individual researchers) and automatically open this set in Benchmarking module.



6. You can choose to either analyse the group as a whole or look at any or all of the individual members of the groups.



• For further instruction on analysing your selected group refer to the [SciVal Benchmarking quick reference guide](#).



### 3. FAQs

#### **What is the difference between the “University of Adelaide” group with date attached in My SciVal and the University of Adelaide available in Institutions and Groups section of the panel?**

The date-stamped University of Adelaide group contains research-active academic staff who are employed at the University of Adelaide at the date listed. This is not a complete list because not all research-active staff have published, not all have outputs indexed in Scopus and not all have a Scopus Author ID.

The University of Adelaide available in the *Institutions and Groups* section of the panel looks at all the publications that have a by-line to the University of Adelaide. This will inevitably include many past staff and titleholders who are not currently (or may never have been) employed by the University of Adelaide. This group is useful for making comparisons with other institutions as all institutions are created using the same rules in this section.

#### **Can I use the “University of Adelaide” group in the Collaboration module to view collaborations with current staff?**

To look at collaborations with current staff in a particular school or faculty, first view that group in the *Overview* module. Click on the *Collaboration* heading and click on the *Scholarly Output* numbers of the relevant metric (e.g. international collaboration). Save this Publication Set. This Publication Set can then be used in the *Overview* module to see the Top collaborating institutions under the *Institutions* heading.

Further analysis of collaborations in the Collaboration module can be performed on the University of Adelaide (by-line group), which does not indicate current staff or Faculty/School groupings.

#### **What if I notice a Scopus Author record that is incorrect or missing?**

Please report this to [research.services@adelaide.edu.au](mailto:research.services@adelaide.edu.au) and include the Name, Faculty/School and Scopus record that is not correct.

Please note, SciVal reporting is based on data in Scopus. If the issue is with incorrect data in Scopus, it may be better to report directly to Scopus via - <https://service.elsevier.com/app/overview/scopus/>