

Students

	Persons			EFTSL		
	2021*	2020	2019	2021*	2020	2019
Total enrolments	30,886	29,546	28,447	23,905	23,163	22,184
Commencing	11,695	11,651	11,504	8,515	8,608	8,359
Aboriginal & Torres Strait Islander	298	311	268	214	217	185
International – onshore	9,117	9,205	8,995	7,269	7,468	7,141
International – offshore	39	42	20	20	22	8
By level of program						
Postgraduate research	2,369	2,306	2,382	1,599	1,622	1,666
Postgraduate coursework	7,101	6,613	5,861	4,502	4,486	3,879
Bachelor degrees	20,980	20,256	19,792	17,436	16,748	16,354
Other	815	800	837	368	308	286
By enrolment faculty						
Central areas	110	127	173	29	39	52
Arts, Business, Law & Economics	13,168	13,102	12,771	9,474	9,360	9,097
Health & Medical Sciences	7,120	6,432	6,027	5,503	5,064	4,782
Sciences, Engineering & Technology	11,407	10,836	10,519	8,899	8,700	8,253
By campus						
North Terrace (includes hospitals)	28,465	27,846	27,317	21,909	21,667	20,955
Roseworthy	1,033	934	809	687	602	529
Waite	921	852	893	420	374	377
Other Australian	3,741	2,436	1,684	869	498	314
Offshore	40	43	22	20	22	9
By gender						
Female	15,132	14,448	13,843	11,727	11,300	10,851
Male	15,707	15,066	14,586	12,142	11,835	11,320
Gender X	47	33	18	35	28	14
By attendance type						
Full-time	24,287	23,773	23,006	21,568	21,173	20,280
Part-time	6,599	5,773	5,441	2,337	1,991	1,905

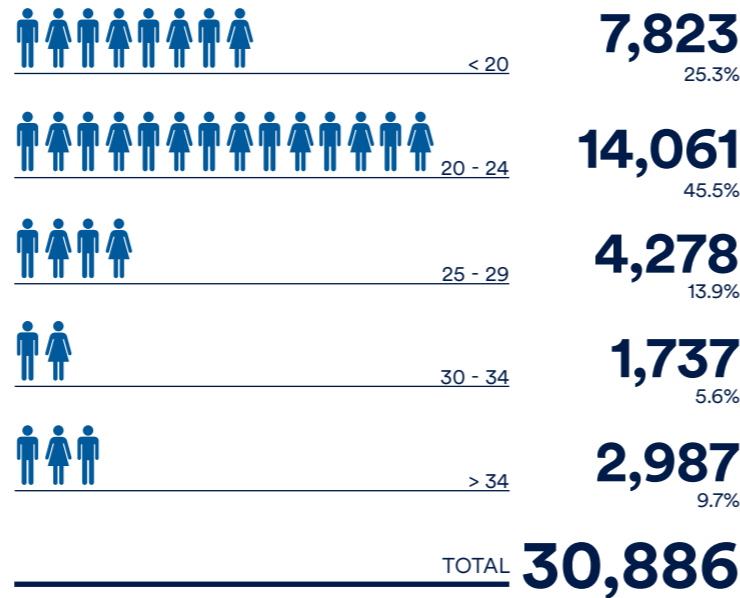
*Preliminary figures
Source: Data Warehouse

Completions

	2021	2020	2019
	Total program completions	7,993	7,101
HDR completions	376	420	402
Arts, Business, Law & Economics	80	79	86
Health & Medical Sciences	101	116	92
Sciences, Engineering & Technology	195	225	224

Source: 2019-2020 DoE Student Submission. 2021 Preliminary figures from Data Warehouse

Program enrolments by age group

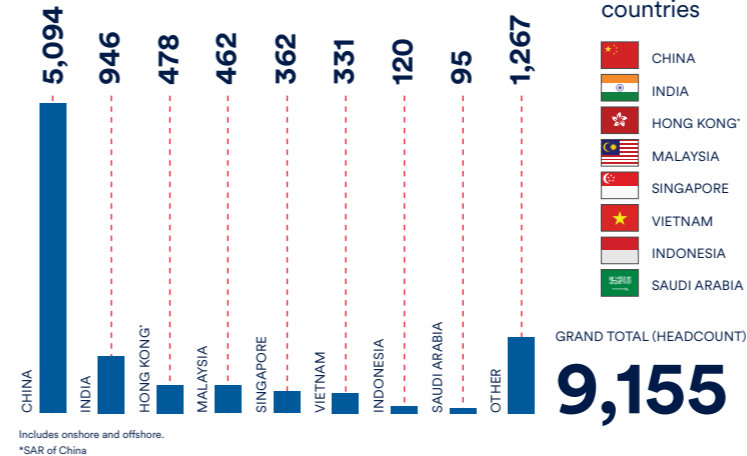


International

100+ countries represented in student population



PROGRAM ENROLMENTS BY COUNTRY

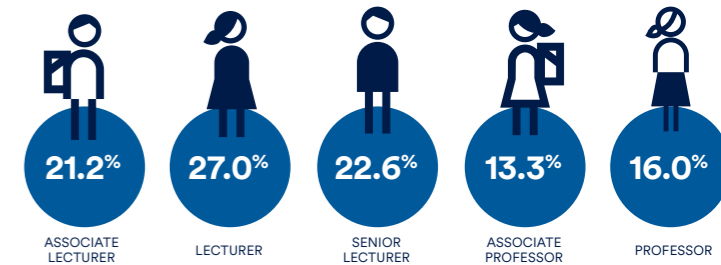


Staff

As at 31 March	Persons			FTE		
	2021	2020	2019	2021	2020	2019
Total staff	3,515	3,839	3,765	3,150	3,457	3,386
By type						
Academic	1,591	1,668	1,660	1,384	1,472	1,465
General	1,924	2,171	2,105	1,766	1,985	1,921
Academic staff by faculty						
Central areas	72	79	76	63	73	64
Arts, Business, Law & Economics	286	306	319	266	286	296
Health & Medical Sciences	539	530	507	421	417	403
Sciences, Engineering & Technology	694	753	758	633	697	703
Academic staff by function						
Teaching and research	745	827	822	685	751	738
Research only	666	683	692	559	591	605
Teaching only	173	148	135	132	121	110
Other	7	10	11	8	10	11
Academic staff by gender						
Female	671	666	662	560	570	561
Male	920	1,002	998	824	902	903

Note: Full-time and fractional full-time staff statistics (excludes casuals). Source: DoE 2019-2021 Higher Education Staff Data Collection

2021 ACADEMIC STAFF BY LEVEL (PERSONS)



Source: DoE 2021 Higher Education Staff Data Collection



THE UNIVERSITY of ADELAIDE

2022 Pocket Statistics

2021 Overview

23,905

STUDENTS (EFTSL)



30%

INTERNATIONAL STUDENTS (BY EFTSL)



7,993

PROGRAM COMPLETIONS



\$298.5

MILLION IN TOTAL RESEARCH INCOME

3,150

STAFF (FTE)

22:1

STUDENT : STAFF RATIO*



POSTGRADUATE RESEARCH 7%

POSTGRADUATE COURSEWORK 19%

BACHELOR DEGREES 73%

OTHER 2%

FEMALE 49%

MALE 51%

*Based on DoE methodology of onshore student EFTSL and FTE of onshore academic staff (including casuals) employed in a teaching function.



make history.

Rankings

1
number 1
in the state
ARWU, QS
and THE World
University Rankings

7
number 7
in the country
Times Higher Education
World University Rankings
(Sept 2021)

109
in the world
QS World University
Rankings (June 2022)

111
in the world
Times Higher Education
World University Rankings
(Sept 2021)

132
in the world
Academic Ranking of
World Universities
(August 2022)

Research income

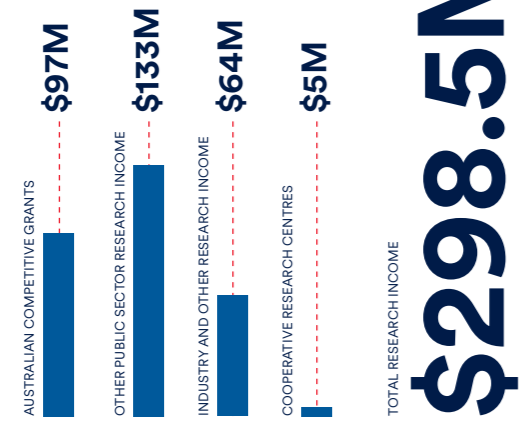
Research income	2021	2020	2019
	\$'000	\$'000	\$'000
Australian Competitive Grants	96,835	95,752	81,272
Other public sector research income	132,647	76,764	46,308
Industry and other research income	63,517	56,711	52,823
Cooperative Research Centres	5,510	5,000	4,925
Total University research income	298,509	234,227	185,329

Source: DoE 2019-2021 Higher Education Research Data Collection

Research block funding	2022	2021	2020
	\$'000	\$'000	\$'000
Research Support Program (RSP)	40,793	81,890	39,620
Research Training Program (RTP)	46,296	46,850	46,680

Source: DoE – Research Block Grants funding announcements (www.education.gov.au)

In 2021



Finance

Summary statement of comprehensive income	Consolidated			University		
	2021	2020	2019	2021	2020	2019
	\$'000	\$'000	\$'000	\$'000	\$'000	\$'000

Operating revenue						
Received under HE Support Act	310,267	300,772	289,920	310,267	300,772	289,920
Learning and teaching	320,717	306,797	308,773	320,717	306,797	308,773
Research grants and fees	240,822	190,039	163,724	240,369	189,527	163,073
Research – other	135,890	92,320	88,684	135,890	92,320	88,684
Other	138,893	103,349	140,137	122,043	87,490	121,330
Total operating revenue	1,146,589	993,277	991,238	1,129,286	976,906	971,780

Operating expenses						
Salaries, superannuation and related expenses	536,845	561,615	543,545	528,497	552,895	534,368
Non salary expenses	408,909	391,746	406,265	400,755	383,195	394,465
Total operating expenses	945,754	953,361	949,810	929,252	936,090	928,833

Operating result						
Total	200,835	39,916	41,428	200,034	40,816	42,947
Operating margin	17.5%	4.0%	4.2%	17.7%	4.2%	4.4%

Summary statement of financial position						
Total assets	2,537,578	2,289,454	2,251,509	2,532,512	2,284,628	2,247,270
Total liabilities	527,561	546,334	561,957	524,249	542,608	558,085
Net assets	2,010,017	1,743,120	1,689,552	2,008,263	1,742,020	1,689,185

Cash and cash equivalents						
Total	316,317	126,237	37,835	313,792	124,589	34,781

Source: University of Adelaide Annual Report 2021 & 2020



Further enquiries

Planning and Analytics
The University of Adelaide SA 5005 Australia
enquiries panda@adelaide.edu.au
phone +61 8 8313 6478
web adelaide.edu.au/planning

© The University of Adelaide
September 2022. Job no. UA30447
CRICOS 00123M

Disclaimer The information in this publication is current as at the date of printing and is subject to change. You can find updated information on our website at adelaide.edu.au or contact us on 1800 061 459. The University of Adelaide assumes no responsibility for the accuracy of information provided by third parties.