

# Publish a figshare collection

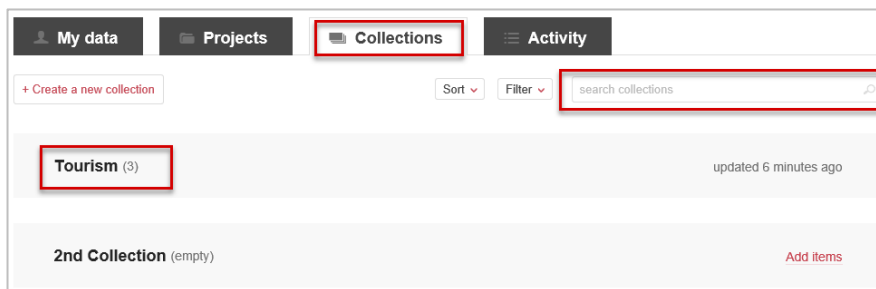
## Introduction


Collections are a way of collating data from different sources that follow a certain theme. You can choose to save them privately or make public by publishing.

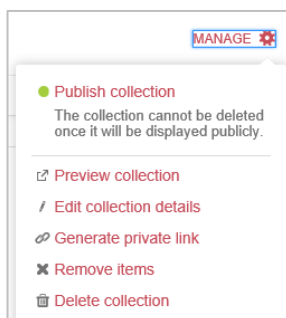
**Note:** Once you've published a collection, it's permanent. If you published in error, email Research Support [figshare@adelaide.edu.au](mailto:figshare@adelaide.edu.au)

## Procedure

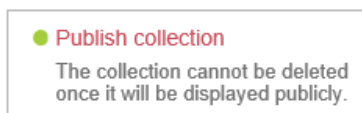
1. Click on the **Collections** tab.



2. Click on the title of your desired collection, or search for it using the search bar at the top-right corner.
3. Click on **MANAGE**  to the far right of the collection title to bring up the following menu:



4. Select **Publish Collection**





5. Select **Yes, Publish** or **No, save privately**.

Are you sure you want to publish the collection making it  
**permanently** available?

No, save privately

Yes, publish

**Contact Us**

For further support or questions, please contact ITDS on +61 8 8313 3000 or <https://uniadelaide.service-now.com/myit>