

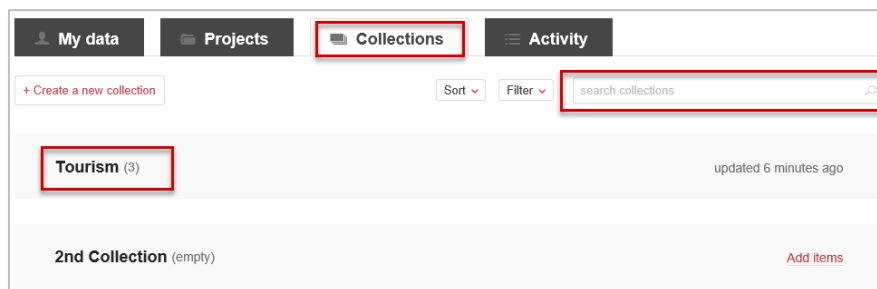
Publish a figshare Collection


Introduction

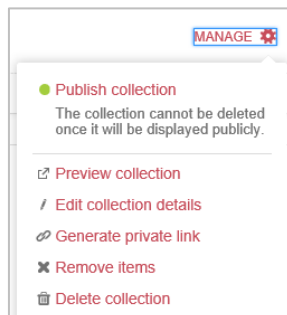
Collections are a way of collating data from different sources that follow a certain theme. You can choose to save them privately or make public by publishing.

Procedure

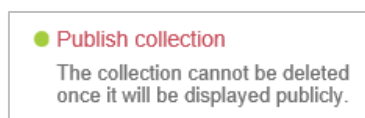
1. Click on the **Collections** tab.



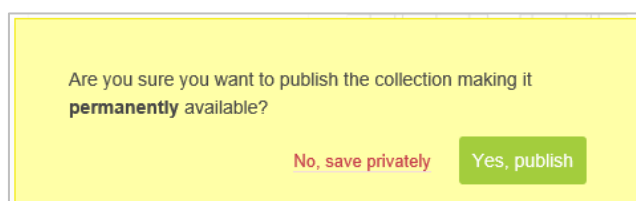
2. Click on the title of your desired collection, or search for it using the search bar at the top-right corner.
3. Click on **MANAGE**  to the far right of the collection title to bring up the following menu:



4. Select **Publish Collection**



5. Select **Yes, Publish** or **No, save privately**.



Contact Us

For further support or questions, please contact Research Technology Support on +61 8 8313 7799 or researchsupport@adelaide.edu.au