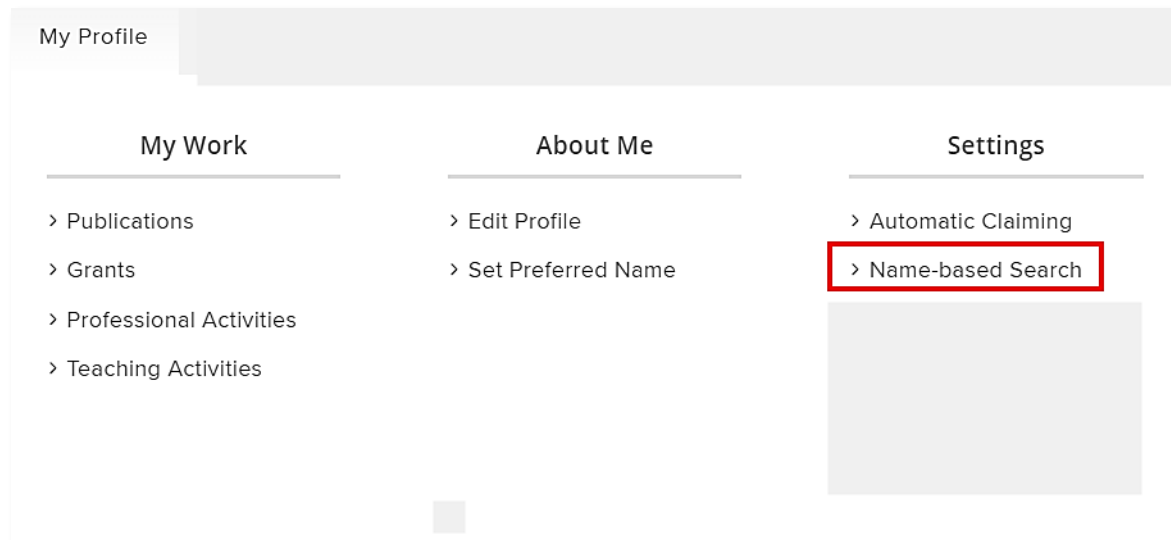


Publication search- settings and automatic claiming

Aurora will automatically search online databases every two weeks and import publications that match your named-based search settings. To enable more accurate searching and claiming of your publications, we recommend adding your ORCID, Scopus ID, Research ID, or other appropriate identifiers relevant to your field.

Name-based search


To find your name-based search settings navigate via: **Menu > My Profile > Settings > Name-based Search**





Add any name variants you use in publishing, following the format of “Lovelace, A.” or “Lovelace, Ada” with a comma separating the surname from other names or initials.


Name-based search terms

Name variants: *
(last name first)


Byron-Lovelace, Ada 

Lovelace, Ada 

Lovelace, A. 

Byron-Lovelace, A. 

Addresses:

London 

University of Adelaide 

Univ Adelaide 

If you have a common name, it is also worthwhile adding addresses on this page that relate to your previous bylines or employment. For example, if you published with the University of Melbourne, add “Melbourne” as a search term in the Addresses field.

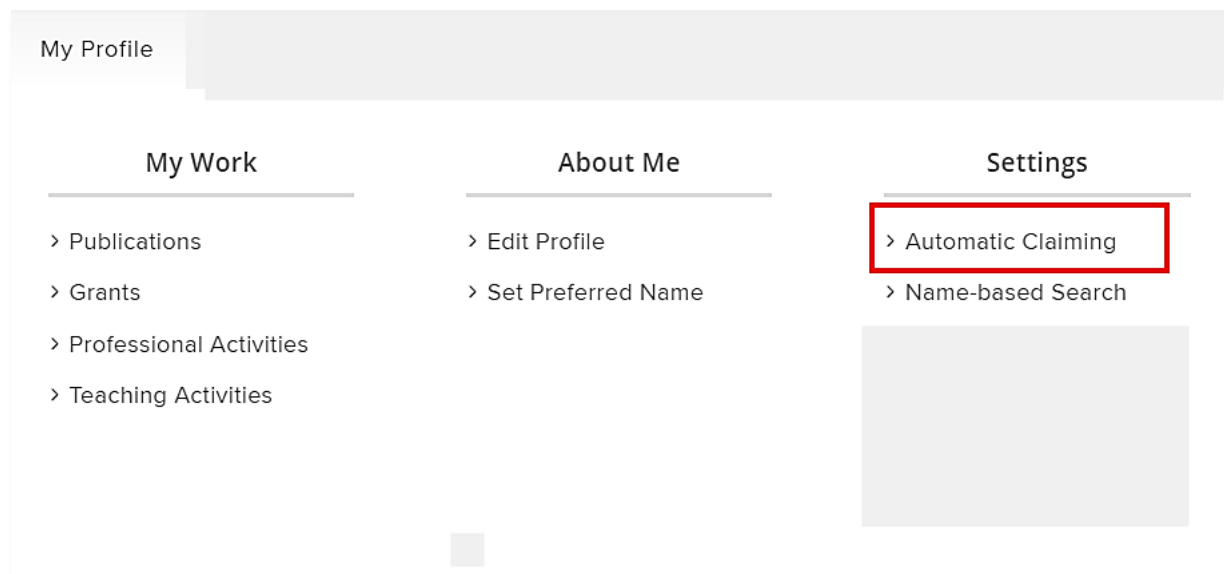
After adding name and address variants, if the system is still harvesting too many publications that don't belong to you, we recommend adding your author identifiers via the **Automatic Claiming page**.

Once the system has harvested all your existing publications, you may remove some of the obsolete name variants and addresses if they won't be used for future publishing.

Automatic Claiming

To add your author identifiers (such as ORCID etc.) and configure automatic claiming and rejecting of publications, navigate via the below menu:

Menu > My Profile > Settings > Automatic Claiming



If Aurora has already harvested some publications, you may see some recommended identifiers at the top of the page. Be aware that these may or may not be your author identifiers. Always check each identifier carefully by clicking to open and reviewing the name and other details.

If you know that a suggested identifier belongs to you, you may click YES to add this to your profile. If you are confident this identifier profile is accurate, it will save time to set the system to “auto-claim” your publications. Alternatively, select “auto-suggest” for harvested publications to be placed in your pending queue for review before claiming.

Automatic claiming

Please tell us about the identifiers that are used to identify you in external data sources.
The more you can tell us, the less often you will be asked to verify which items are yours.

Mine (2) Not Mine (0) Ignored (0)

Add external profiles

arXiv Author Identifier figshare.com account ORCID ResearcherID Scopus ID SSRN Author ID

External profiles

Items associated with the following profiles will be placed in your pending list:

Scopus ID : 8973030600
Seen in 37 pending, 0 claimed, 0 rejected, and 0 other publications >

Add email addresses

Email address

Email addresses

Items associated with the following email addresses will be automatically claimed for you:

ada.lovelace@adelaide.edu.au

Identifier Preferences

Scopus ID
8973030600
Seen in 37 pending, 0 claimed, 0 rejected, and 0 other publications >

What should we do with this Scopus ID?

Auto claim associated items
 Auto suggest associated items
 Auto reject associated items
 Ignore this Scopus ID

Keeping the current action will:

- Cause new items associated with this Scopus ID and a compatible name variant to be placed in your pending list(s).
- Allow the system to show this Scopus ID on your profile.
- Enable use of this Scopus ID to automatically download pending items from Scopus.

Note: publications are not considered part of your profile until they are claimed, either manually or by auto-claim.