



Installing Citrix Workspace macOS

Introduction

This guide will assist you in setting up the required software for ADAPT. This will only need to be done once per computer.

Procedure

1. Open Safari and visit <https://www.citrix.com/downloads/workspace-app/>
2. Select Workspace App for Mac
3. Click on the latest version of Citrix Workspace app for mac

Citrix Workspace App

[Subscribe to RSS notifications of new downloads](#)

Workspace app for Windows

Workspace app for Mac

Workspace app for Mac

Citrix Workspace app 1910 for Mac
Oct 8, 2019 | NEW

Earlier Versions of Workspace app for Mac

Betas and Tech Previews

4. On the next screen, click on 'Download Citrix Workspace app for Mac'

Citrix Workspace app 1910 for Mac

Release Date: Oct 8, 2019

Compatible with:

Mac OS 10.13, 10.14, 10.15

Download Citrix Workspace app for Mac

(120.7 MB - .dmg)


Version: 19.10.0.18 (1910)

Checksums

SHA256

- 7541d88d16a99243d7f8e046b4859b644fcc737fcf22f26e8bdf5189d4ef02

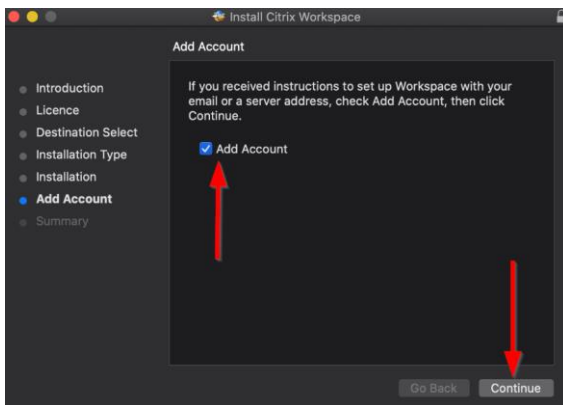
5. Open CitrixWorkspaceApp.dmg from your downloads folder



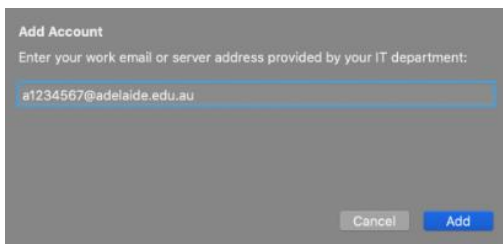
6. Run the "Install Citrix Workspace" application



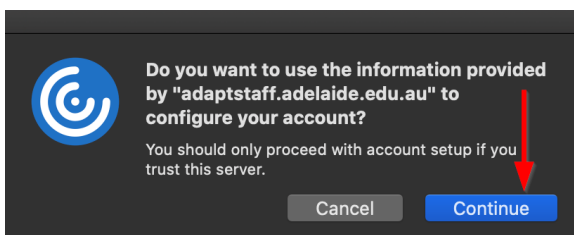
7. Go through the install process until you get to the step 'Add Account'. Ensure the 'Add Account' box is ticked and click 'Continue'.



8. After the installation has completed, you will be taken to the below screen to add your account. Enter your email address in the format a1234567@adelaide.edu.au and click add



9. Click continue



-
10. You will automatically be taken to the Multi-Factor Authentication (MFA) Okta to log in and authenticate. If you have not yet registered for MFA, registration instructions are available in the [MFA guide](#) or on the [MFA Webpage](#)
 11. Enter your university Username eg: a1234567, your Password and click Sign in



After authenticating, you will return to the ADAPT desktop page where you can access University systems, data and your desktop

To access ADAPT with Citrix Workspace installed, using Safari (suggested browser), browse to <https://adaptstaff.adelaide.edu.au> and login with your University ID (a1234567) and password.

Additional information:

<http://www.adelaide.edu.au/technology/yourservices/learning-teaching/adapt/>

Contact Us

For further support or questions, please contact the ITDS Service Desk on +61 8 8313 3000 or servicedesk@adelaide.edu.au