



Information Technology & Digital Services


Installing Citrix Workspace Android

Introduction

This guide will assist you in setting up the required software for ADAPT STAFF. This will only need to be done once per phone/tablet.

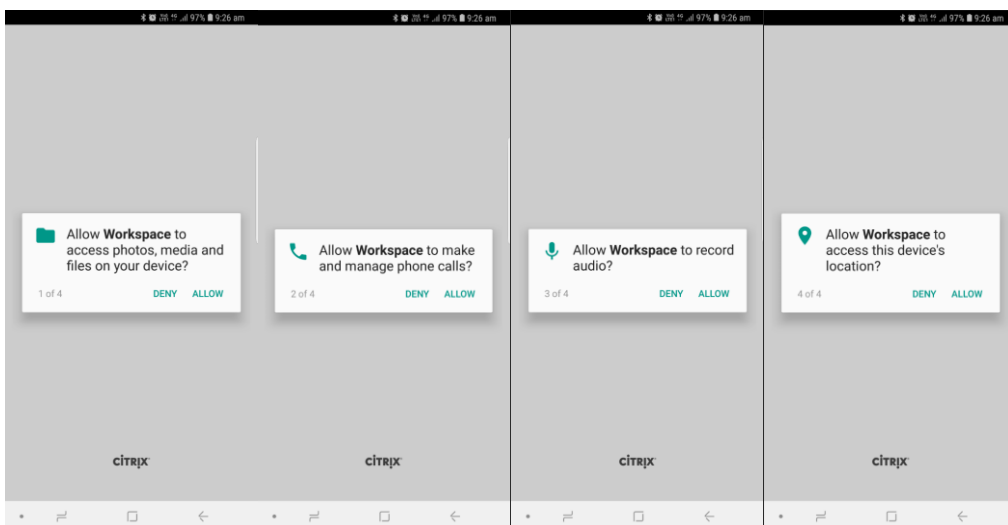
Procedure

Install Citrix Workspace

1. On your Android device, search the “Play Store” for “Citrix Workspace” 
2. Install Citrix Workspace

Configuration of Citrix receiver

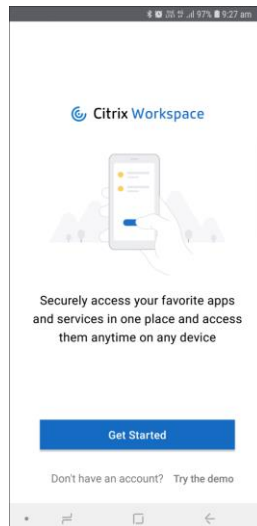
3. Launch Citrix Workspace on your Android device and click “Allow the functions you would like to work with adapt”, the suggestion is to allow all. Denying permission may result in reduced functionality eg: “Allow **Workspace** to record audio?” allows voice dictation into word via adapt. Denying access would result in dictation being unavailable in an adapt session.



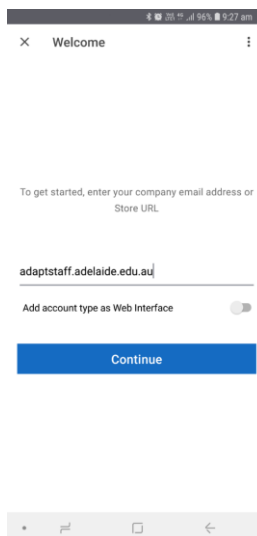
4. Click “Got it”



5. Click “Get Started”



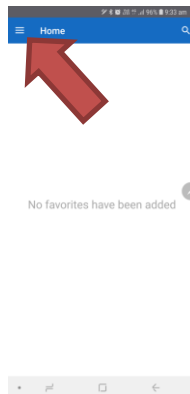
6. Enter “adaptstaff.adelaide.edu.au” for Address and click “Next”



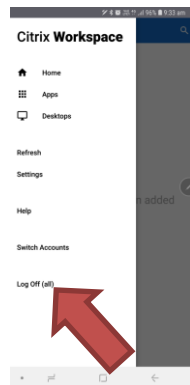
7. You will automatically be taken to the Multi-Factor Authentication (MFA) Okta to log in and authenticate. If you have not yet registered for MFA, registration instructions are available in the [MFA guide](#) or on the [MFA Webpage](#)
8. Enter your university Username eg: a1234567, your Password and click Sign in



9. After authenticating, you will return to ADAPT.
10. When you are finished using adapt, select the 3 horizontal lines (menu)

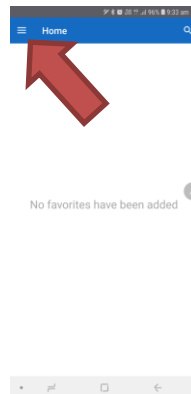


11. "Log off"



Adding applications or desktops to your “Home” screen

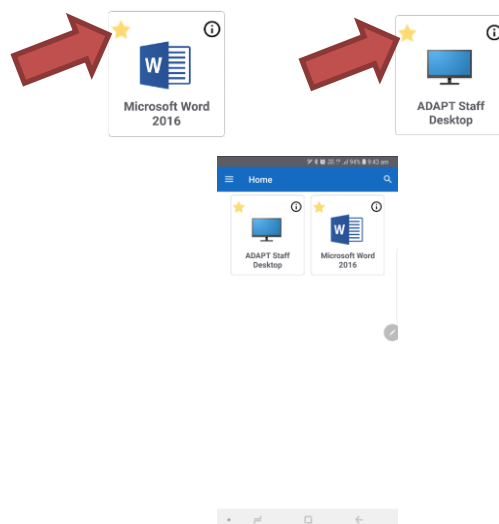
1. Click the 3 horizontal lines (menu)



2. Click on “Apps”, to add applications, click “Desktops” to add desktops to your home Citrix Workspace screen



3. Find the application you would like to add to your home screen and tick the star icon (top left corner)



For future access to ADAPT, now Citrix Workspace is installed and configured

On your Android device open Citrix Workspace, logon and open the ADAPT supplied applications.

Contact Us

For further support or questions, please contact the ITDS Service Desk on +61 8 8313 3000 or servicedesk@adelaide.edu.au