



THE UNIVERSITY
of ADELAIDE

CRICOS PROVIDER 00123M

Studying in English

Writing Centre Seminar

adelaide.edu.au

seek LIGHT



THE UNIVERSITY
of ADELAIDE


Studying in English

Dr Jillian Schedneck, Writing Centre Coordinator
Jayee Teh, 2nd year student in the Faculty of Arts

Outline

We will discuss how to become more confident in the following areas:

- Reading
- Writing
- Listening
- Speaking



What will you be reading?

Course profiles

Journal articles


Textbooks

Book chapters

Instructions

Email communications

Social media / Discussion boards



What are strong readers like?

- Don't need to reread too many times
- Are willing to engage with the text and question it
- Have strategies for finding main points
- Have general knowledge of word meanings
- Can pick up on word meanings from context clues
- Can understand what the author implies



Choose a few points from the list where you think you need to improve.

Tips to become a strong reader

- Read early
- Preview before reading
- Skim first
- Identify most important readings
- Read only the abstract OR
- Read the abstract and the first sentence of each paragraph
- Read with a question/focus
- Read in the proper environment
- Take notes immediately (avoid highlighting)
- Be flexible about reading speed



Ways to focus your reading

Ask yourself these questions to focus your attention:

- Why am I reading this?
- What are the authors trying to do in writing this?
- What are the authors saying that is relevant to what I want to find out?
- How convincing is what the authors are saying?
- In conclusion, what use can I make of this?

Reading Resources to improve reading speed

<http://www.speedreadingcenter.com/the-best-speed-reading-exercises/>

<http://mindbluff.com/askread.htm>

<http://www.speedreadingcd.com/reading-test.htm>


What will you be writing?

- Research essays
- Lab reports
- Critical reviews
- Reflections
- Annotated Bibliographies
- Literature Reviews
- Email communication
- Group essays
- PowerPoint slides
- Interpretations of numerical data



What are strong writers like?

- They can write down their initial ideas, and edit and improve their writing over time
- They can paraphrase from a source well
- Their sentences are clear and not too long
- They know how to strike an academic tone
- They have a fairly wide vocabulary
- They know that grammar is really a set of choices and not only a strict set of rules



Grammar Skills—what to worry about

Rarely/ slightly affects meaning	Sometimes/ moderately affects meaning	Often/ seriously affects meaning
Incorrect use of singular/ plural forms	Incorrect use of prepositions and word choice & inaccurate spelling, collocation problems	Over-complex/ inaccurate grammatical structures & inaccurate spelling
Non-agreement of verbs and subjects	Non-standard use of the articles a/an and the	Non-standard selection of modal verbs
Spelling (some) & punctuation	Incorrect choice of a part of speech	Non-conventional selection of tense

***Modal verbs: can, could, may, might, must, shall, should, will and would.

Tips to becoming a strong writer

- Read more to expand your vocabulary
- Write down ideas in bullet points – draft (simple & clear)
 - Brainstorm
- Use transition words– connect ideas – improve the flow
- Paraphrase using Thesaurus
- Find someone to proofread after completed
- Read it out – check for a smooth flow
- Visit the Writing Centre

Grammar resources

- <http://www.chompchomp.com/>

Helpful grammar website

- <http://www.adelaide.edu.au/english-for-uni/>

Created by Adelaide uni staff

- <http://www.perfect-english-grammar.com/modal-verbs.html>

All about modal verbs


What will you be **listening** to?

- Lectures
- Peers
- Instructions
- Whole class discussions
- One-on-one conversations
- Recorded audio for courses



What does a strong listener do?

- Gets main points, and signals they get it with active response
- Can rephrase main points
- Asks clarifying questions
- If lost, can regain conversation
- Doesn't give up
- Picks up on word stress
- Understands instructions
- Familiar with a range of accents



Choose a few points from the list where you think you need to improve.

Strong listeners are engaged and having fun!



Tips to become a strong listener: verbal cues

Start of lecture

- Let's start with . . .
- The first thing . . .
- Today we'll be looking at . . .
- I'd like to think about . . .

Topic shifters

- So let's turn to . . .
- The next thing . . .
- Now I'd like to consider . . .
- Another important point is . . .

Summarisers

- So now we can see . . .
- What have we been looking at this afternoon?

Exemplifiers

- One example is . . .
- If we look at X we can see that Y . . .

Qualifiers

- This is true, but . . .
- That's all very well, but . . .
- Having said that, . . .
- Although . . .
- As far as we know . . .

Asides

- Where were we?
- That reminds me of . . .

Tips to improve listening

In lectures	Pre-read lecture course handbooks, materials, listen to outlines. Listen for discourse markers or language features of “moves”
In supervisory and other meetings	Prepare/ pre-read agenda, pre-read documentation and prepare your response, anticipate reactions, questions
In daily life	Read the situation, emotions (watch body language and expression, contextual and situational clues, watch lips of speakers)
The media	Read supporting information, listen for expository information, repetition, and blurbs

Listening self-access resources

- Listen to Australian Programs with available scripts:
<http://www.abc.net.au/catalyst/stories/3847572.htm>
<http://www.abc.net.au/btn/stories.htm>
- Remove consecutive words from the script, and then listen to the program and try to fill in the missing words
- Do the same with songs
- **Advantage:** Distraction of visuals, music, etcetera reproduces real-life distractions

Listening self-access resources

Recognise Australian accents:

- <http://www.youtube.com/watch?v=X2zmNMjAOzw>
- <http://www.fonetiks.org/engsou2au.html>
- Practice saying and recognising vowel and consonant sounds

When will you be **speaking**?

- Participating in tutorials
- Speaking to lecturers / tutors about course
- Speaking to peers
- Giving a presentation
- Asking questions around campus
- Talking to university resource providers



What are strong speakers like?

- Confidence to speak, even if not said perfectly
- Willing to express themselves, even if others don't understand every word or a wrong word is used
- Always practicing by asking questions
- Listens to English language TV shows, news and podcasts as practice
- Willing to make mistakes and correct them
- Willing to ask for help / confident that others want to help
- Avoids insecurity



Choose a few points from the list where you think you need to improve.

Tips to become a strong speaker

- Just SPEAK IT OUT!
 - Don't be afraid of making mistakes
- Practice speaking with friends
 - Try and learn how to keep conversations going on
- Be open-minded
- Learn from others
(verbal & non-verbal communication)



Speaking self-access resources

<http://www.uiowa.edu/~acadtech/phonetics>

Talking with Aussies program:
<https://international.adelaide.edu.au/life/connecting/talkaussies/>

Experience Adelaide program:
<http://international.adelaide.edu.au/life/experience-adelaide/international/>

<http://www.world-english.org/tonguetwisters.htm>



Writing Centre learning guides

Active listening

Articles in English Grammar

Making Notes

Learning at University

Reading Effectively

Practical Study Habits

Participating in Tutorials

Avoiding Plagiarism

Oral Presentations



http://www.adelaide.edu.au/writingcentre/learning_guides/

Ready, Set & GO!

- Do not hesitate to look around for help, university staffs are always more than happy to help you out
- Join social events (International Student Support – Morning Tea, Language & Culture Engagement program) to meet new friends
- Time management and self discipline are VERY important!



Always 😊
BE POSITIVE!

Your Aussie Journey Begins!





THE UNIVERSITY
of ADELAIDE

Writing Centre Details

WEB: www.adelaide.edu.au/writingcentre

FACEBOOK: www.facebook.com/WritingCentreUofA

EMAIL: writingcentre@adelaide.edu.au

PHONE: 8313 3021

VISIT: Level 3 Hub Central, 10am-4pm Mon-Fri